



# Custom Polymesh Mat Template

Video link for completing this form:



Customer Name: \_\_\_\_\_

Contact Phone Number: \_\_\_\_\_

Email Address: \_\_\_\_\_

Delivery Address: \_\_\_\_\_


Authority to Leave Package if not home: YES / NO

## Attachment Points on Frame:

Spring Hole



Wiggle Wire Tip



**Frame Dimensions:** Measurement between opposite attachment points on the frame.

A Width \_\_\_\_\_

B Length \_\_\_\_\_

**Mat Dimensions:** Measurement along outer edge of mat.

A Width \_\_\_\_\_

B Length \_\_\_\_\_

**Measurement between concurrent attachment points on the frame.**

A Width \_\_\_\_\_

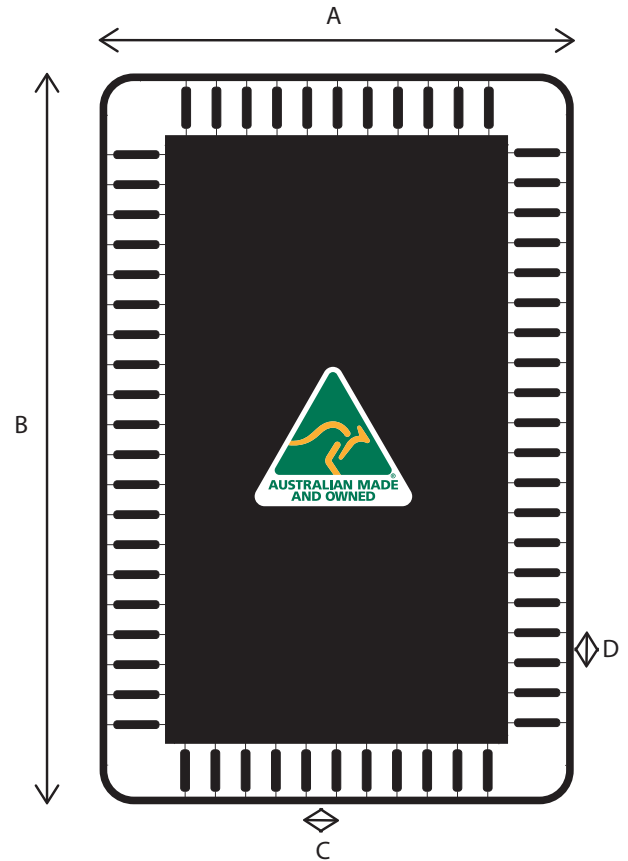
B Length \_\_\_\_\_

**Spring Count (off the frame):**

Width \_\_\_\_\_ Length \_\_\_\_\_

Corner \_\_\_\_\_

**Relaxed Spring measurement (end to end):**




**Mat Use:**

Residential  Commercial

*N.B. Ensure spring is removed from the trampoline and there are no gaps in the coils*

**Spring attachments on mat:**

Wires in the mat



Triangles



Corner Triangles



Email completed form to: [enquiries@durableproducts.com.au](mailto:enquiries@durableproducts.com.au)