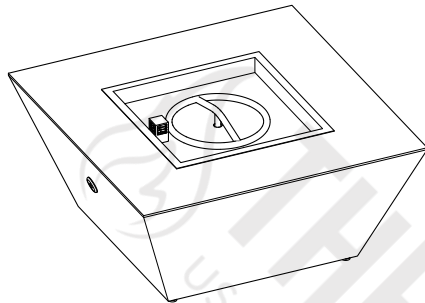
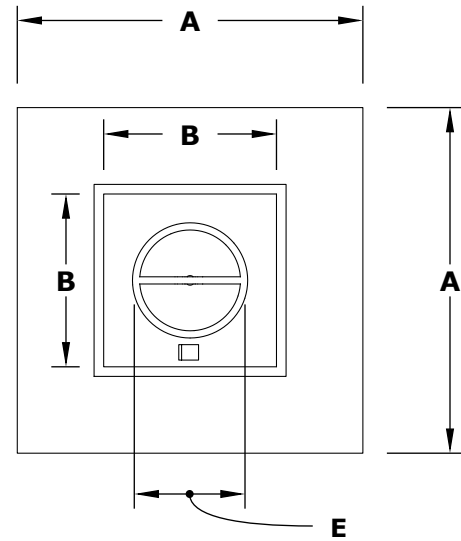


PLYMOUTH SQUARE FIRE PIT

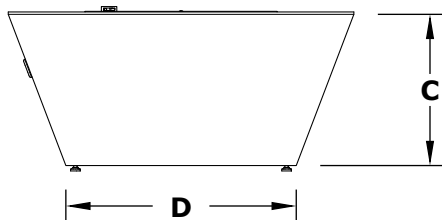
WOODGRAIN CONCRETE



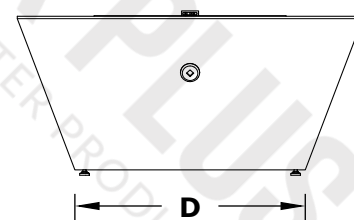
ISOMETRIC VIEW



TOP VIEW



RIGHT SIDE VIEW



FRONT SIDE VIEW

PART NUMBER	A	B	C	D	E	BTU
OPT-PLMS36LW	36"	18"	16"	24"	12"	65,000
OPT-PLM36	36"	18"	16"	24"	12"	65,000
OPT-PLMS48LW	48"	24"	24"	36"	18"	160,000
OPT-PLMS48	48"	24"	24"	36"	18"	160,000

Fire Pit Material: Wood Grain Concrete
 Pan Material: 304 Stainless Steel
 Burner Material: 304 Stainless Steel
 Standard 1" Flange on all pans
 Standard 2" Depth on all pans

110V ELECTRONIC IGNITION
 ANSI Z21.97-(2017) / CSA 2.41-(2017)



Match Lit Unit Includes: Pan, Burner, Gas Orifice, Gas Hoses, Key Valve, Key,

110v Ignition Unit Includes: Pan, Burner, Gas Orifice, Gas Hoses, Key Valve, Key, Plug & Play Electronic Valve, Pilot Igniter.

Drawn By	Murguia M.
Date Created	September 13, 2021

Proprietary & Confidential: The information contained in this drawing is the sole property of The Outdoor Plus. Any reproduction or as a whole without written permission of The Outdoor Plus is prohibited.