

KALIX

COMMERCIAL PLANT NUTRITION

1574 SKY PARK DR, MEDFORD, OR 97504

541-858-3333

shanew@kalixcpn.com

adam@kalixcpn.com

www.kalixcpn.com

Test Results

PLANT TISSUE SAMPLE




SAMPLE@EMAIL.COM, (541)111-1111

Customer ID: 420

Received: 4/20/2021

Completed: 4/24/2021

Sample: 420 Leaf				
Macro Elements	Sample %	Low %	Optimal %	High %
Nitrogen	2.17	2	4	5
Phosphorous	0.47	0.33	0.62	0.8
Potassium	2.59	2.5	3	4.5
Calcium	5.22	4	6	10
Magnesium	1.14	0.6	1	1.5
Sulfur	0.19	0.12	0.17	0.25
Silicon	BDL	0.2	2	6.5
Micro Elements	Sample ppm	Low ppm	Optimal ppm	High ppm
Boron	105.9	54	72	131
Copper	2.2	4	6	8
Iron	404.5	144	200	322
Manganese	319.0	43	100	223
Molybdenum	BDL	0.1	0.5	1
Nickel	2.4	0.05	0.5	5
Zinc	49.6	25	40	80
Other Elements	Sample ppm	Low ppm	Optimal ppm	High ppm
Aluminum	1.7	50	250	600
Sodium	BDL	200	400	800

Acceptable / Monitor	-	
High Level Detected	-	
Deficiency Detected	-	

BDL = Below Detectible Limit

This analysis is based on the samples received and does not guarantee the uniformity of the source from which it came.