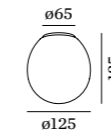




DRO

CEILING



1.0

LED QT14 max. 3W | G9
220-240VAC | 50-60Hz
opal glass hand blown
aluminium powder coated

0.60kg IP20

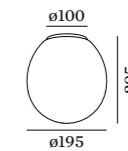
	CODE
	1721G0WB0
	1721G0YB0

OPTIONAL

QT14 LED opal
2700K | 170lm
more lamps and specs on page 80

CODE

9019G706



2.0

LED C35 max. 6W | E14
220-240VAC | 50-60Hz
opal glass hand blown
aluminium powder coated

1.20kg IP20

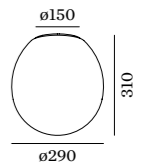
	CODE
	1722C0WB0
	1722C0YB0

OPTIONAL

C35 LED E14 6W opal dim
2700K | 470lm
more lamps and specs on page 80

CODE

9003C101



3.0

QA60 max. 12W | E27
220-240VAC | 50-60Hz
opal glass hand blown
aluminium powder coated

2.70kg IP20

	CODE
	1723E0WB0
	1723E0YB0

OPTIONAL

QA60 LED E27 9W dim
2700K | 800lm
more lamps and specs on page 80

CODE

9003E132