

Yuh Wall

The fixture primarily provides glare-free downward directed light. The angle of the shade can be adjusted to optimize light distribution. A slim opening in the top of the shade provides soft, ambient upward illumination. A mechanical system provides great freedom of movement, so the light can always be set in the ideal position in the workspace, living room etc. Build-in LED technology provides a high quality of light with stepless dimming at 15 to 100%. Timer function to automatically turn off the light after amount of time, selectable between off/4 hours/8 hours. Function to set a fixed light level each time the lamp is connected to main power. The switch and dimmer button is placed on the wall box.



Set location - The Silo

Product info

Information

A single push button located at the lamp will control the functions on/off and dimming. Turn on/off the light with light fading in/out. Stepless dim of the light to a suitable level between 15 and 100%. Timer function to automatically turn off the light after amount of time, selectable between off/4 hours/8 hours. Function to set a fixed light level each time the lamp is connected to main power. LED driver integrated in wall box. For LED replacement kit please contact Louis Poulsen. The innovation of the LED technology is constant. The specifications mentioned are based on present technology.

Mounting

Cable type: Plastic cord. Cable length: 2,5m. Stepless dim between 15 and 100%. Timer function: 4 hours/8 hours. Light control: Switch on the wall box. LED Driver: integrated in the wall box.

Finish

White or black. Matt wet painted. Brass versions: White or black shade. Matt wet painted. Clear lacquered, brushed brass stem and wall box.

Materials

Shade: Die cast aluminium. Stem: Extruded brass (wet painted or clear lacquered). Wall box: Die cast aluminium (wet painted) or extruded brass (clear lacquered).

Sizes and weights

Width x Height x Length (mm) | 296 x 626 x 296 Max 4.6 kg

Class

Ingress protection IP20. Electric shock protection II w/o ground.

Light source


LED 2700K 10W
Lumen: 446



Information

A single push button located at the lamp will control the functions on/off and dimming. Turn on/off the light with light fading in/out. Stepless dim of the light to a suitable level between 15 and 100%. Timer function to automatically turn off the light after amount of time, selectable between off/4 hours/8 hours. Function to set a fixed light level each time the lamp is connected to main power. LED driver integrated in wall box. For LED replacement kit please contact Louis Poulsen. The innovation of the LED technology is constant. The specifications mentioned are based on present technology.

Product family



Yuh Floor

Yuh Table

Product variants

Colour	Light source
<input checked="" type="radio"/> Black	LED 2700K 10W
<input checked="" type="radio"/> Brass/black	
<input type="radio"/> Brass/white	
<input type="radio"/> White	

Design

GamFratesi

Weight

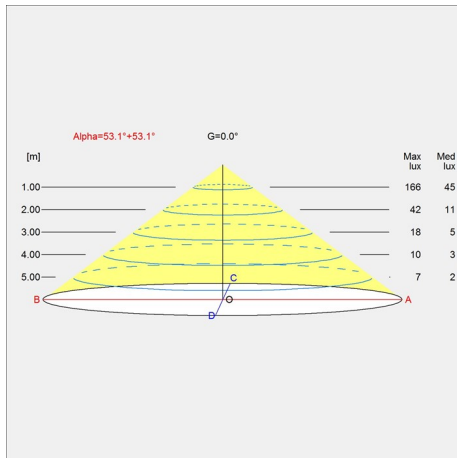
Min: 2.2 kg Max: 4.6 kg

Finish

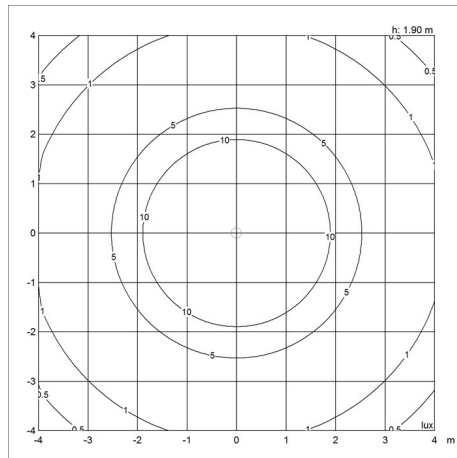
Black, Brass/black, Brass/white, White

Light distribution diagrams

Cartesian



Isolux



Polar

