

# J.J.W.

01-06-2015

## 03

3xQA60 max. 53W | E27 | 220-240VAC | 50-60Hz

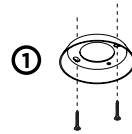
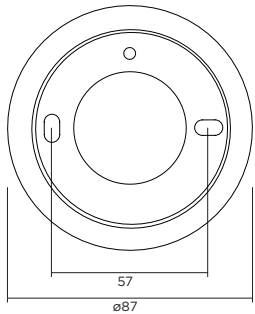
CE IP20 960°C 1,0,9m

silver / grey  
gold

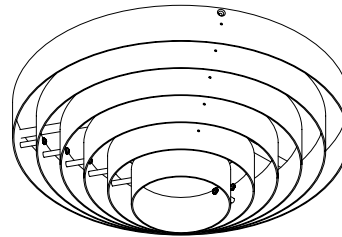
2051E8S0  
2051E8G0

OPTIONAL  
for QA60 lamps see our catalogue

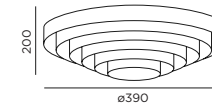
ceiling plate dimensions



4



## DIMENSIONS



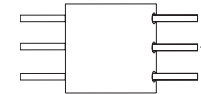
## MOUNTING INSTRUCTION

- 1 Remove the ceiling plate and mount it on the ceiling with screws.

## POWER CONNECTION

- 2 Connect the power supply.

Interior: STANDARD version



- 3 Insert the 3 lamps (lamps are not included)
- 4 Mount the fixture to the ceiling plate with the side screws



WEVER & DUCRÉ  
LIGHTING

[www.weverducre.com](http://www.weverducre.com)

## INSTALLATION INSTRUCTIONS