

AIR PURIFIER

USER MANUAL



High Clean-air
Delivery Rate




3-stage Filtration
System



Low Noise



Easy To Operation



WARRANTY

- This product is covered by 12 months warranty from the original date of purchase. If you want to extend your warranty for one more year, please do not hesitate to contact us.
- Become a Mooka member and get access to exclusive benefits, such as updates about the latest Mooka products.

1. Share your experience by leaving an honest review.



Please leave a review with accompanying photos or a video. It would be greatly appreciated if you could do this!

 Add photos/video

Submit

2. CONTACT US

Please scan the QR-code to start chatting (Live chat).



SCAN ME

or visit: m.me/MookaShops

or

→ warranty.mookashops.com

INTRODUCTIONS

- Less volume and greater airflow rate: 150CU per hour
- Near silent: more quiet (< 10dB(A) at low speed) even than ambient noise
- Fashion styling: elegant & cozy, creating favorable environment for your bedroom and office
- More effective and cleaner: excellent airflow mate with HEPA filter, make your room far away from dust and odor.
- More energy-efficient and safer : brushless DC motor, low-voltage DC power supply, lowest power <3 W

SPECIFICATIONS

Model	KJ120G-C10
Rated voltage/frequency	AC 100V~240V~50/60Hz
Maximum power	24W
Dimension	215x215x315
Net weight	1.7KG

2 SAFETY PRECAUTIONS

SAFETY PRECAUTIONS



Warning

Please read the instructions carefully before use and strictly follow them when used.

Do not use a power adapter that is not compatible with the product.

Avoid causing fire, shock and injury.



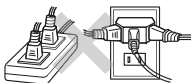
This product is limited to indoor use.

The product cannot be operated in a special outdoor environment.



Single use rated current above 7A socket.

And other electrical appliances, may cause the socket to be unusually hot or fire.



Do not connect power plug with wet hand.

Avoid causing fire, shock and injury.



The power cord, plug damage or socket part of the socket is loose, do not use.

Avoid causing fire, shock and injury.



Do not touch the product while the product is working.



If there is dust on the plug, please wipe it in time.

Avoid causing fire, shock and injury.



Do not obstruct the intake and outlet of sundries.

Avoid damaging products



SAFETY PRECAUTIONS

Do not wet the product.

Avoid causing fire, shock and injury.



Do not allow children to use them independently or in places where infants can reach them.

Avoid injury



It is forbidden to refit, except repair technicians.

Avoid causing fire, shock and injury.



It is forbidden to put needles, wire and other metal objects and foreign objects into the gap of this product.

Avoid injury due to short circuit and other abnormalities.



Such ICONS indicate that they cannot be done and "forbidden" content.



Such ICONS indicates that the content must be executed, "mandatory".

This device complies with part 15 of the FCC Rules. Operation is subject to the following two conditions: (1) This device may not cause harmful interference, and (2) this device must accept any interference received, including interference that may cause undesired operation.

4 SAFETY PRECAUTIONS

SAFETY PRECAUTIONS



Notice

Please read the instructions carefully before use and strictly follow them when used.

It is forbidden to use in unstable places.
Avoid dumping and cause accidents.



Access to fire and explosives are strictly prohibited.

Avoid leakage and safety accidents.



It is forbidden to start up when no filter is on, and a large amount of dust may cause equipment malfunction.



Please disconnect the power before replacing the filter.



Do not use in water or near fireworks.
Avoid causing fire, shock and injury.



It is forbidden to replace the filter with the specified specification.

Avoid affecting product working life.



SAFETY PRECAUTIONS 5

SAFETY PRECAUTIONS

Pull the plug from the power outlet when not in use.

Avoid electric shock, leakage and fire due to damage.



Please do not use a separate socket.

Avoid causing fire, shock and injury.



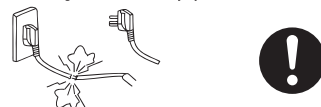
When pulling power plug, please be sure to hold the plug part, do not pull the power cord.

Avoid electric shock or fire due to short circuit.



The power cord should be discontinued when damaged.

Avoid causing fire, shock and injury.



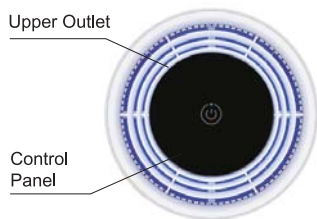
Such ICONS indicate that they cannot be done and "forbidden" content.



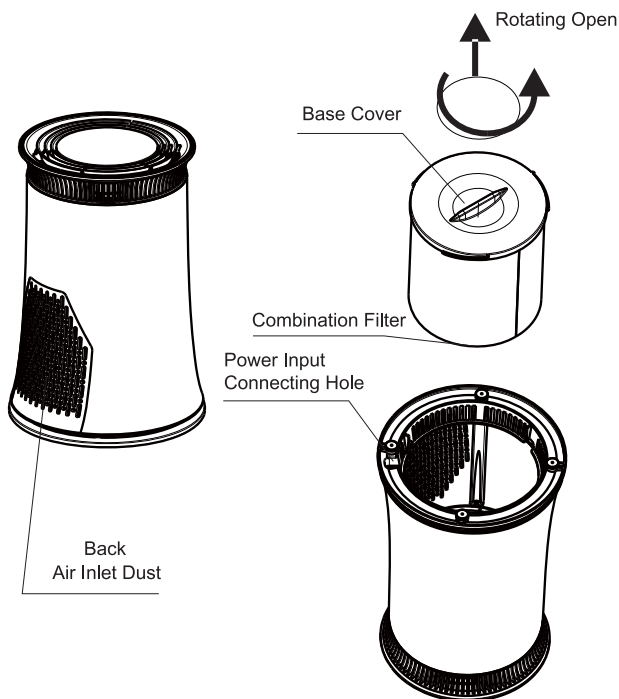
Such ICONS indicates that the content must be executed, "mandatory".

6 COMPONENTS

COMPONENTS



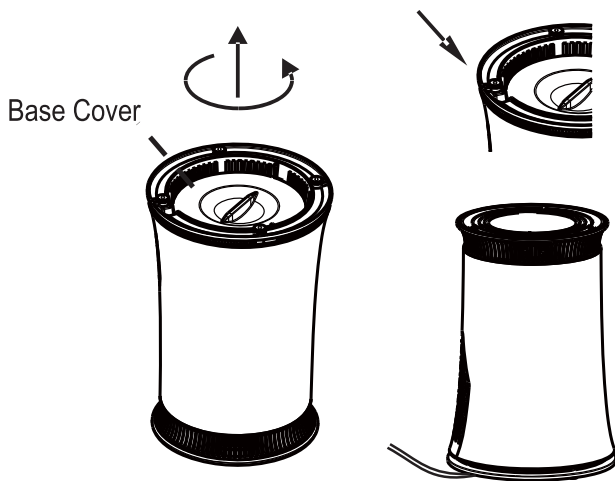
COMPONENTS



8 GETTING STARTED


GETTING STARTED

1. Invert the equipment after unpacking it.
2. Rotate the base cover to take out the filter by the guide arrow.
3. Replace the filter after opening the package. Take care to rotate the base cover in revert direction described on step2.
4. Pick out the power adapter and then access to the corresponding port.
5. Insert the plug of power adapter into the upright purifier.



HOW TO USE

One button to control wind speed



- Press the middle key to start the machine, and the motor will start at 1 speed. At this time, the light of the light strip and the control panel will be bright blue.
- Press again, motor speed is 2 gear;
- Press again, motor speed is 3 gear;
- Finally, press shutdown.
- At level 1,2 and 3, hold for 3 seconds and turn off the light. Press again for 3 seconds to restore the light.

10 MAINTENANCE

※Before attempting to perform any maintenance on the purifier, disconnect the power adapter!

◆ Filter

1、Reference time of changing filter: about 3~6 months

※It depends on different places and usages. For example, changing time of filter may shorter in contaminated zones or smoking areas, etc.

※Please change the filter if the cleaning effect is not good.

2、Cleanup routines: biweekly

◇Use soft brush or dry cotton cloth or cleaner to clean the filter surface only.

◇Do not use water to wash the filter.

◇Do not force press or pull because the filter can be broken or deformed easily.
Please change a new one before using if it is damaged.

◆External surface

Please use dryness soft fabric to wipe the surface, inlets and outlets

※Do not use the chemical cleaning agent

◆Long-term idle

☐ Cut off the power

☐ Clean the surface and filter

☐ Store at a dry and cool place and cover with plastic bag

FREQUENTLY ASKED QUESTIONS 11

FREQUENTLY ASKED QUESTIONS

Phenomenon	Reason & Solution
1、Smell	<ul style="list-style-type: none">○ The filter is too dirty because of not replacing for a long time—replace the filter○ Use the purifier in moist conditions or make water infiltrate the filter—replace the filter○ Reuse the filter after a long time without cleaning— replace the filter if the problem cannot be solved after cleaning○ Detect the odor of burning—stop running the purifier immediately and cut off the power; contact manufacture to repair it
2、 No wind	<ul style="list-style-type: none">○The first gear is regarded as sleep-mode so that only a breeze of wind can be felt○ The machine out of operation — check the power supply system; replace the power adapter or contact manufactures to service

12 FREQUENTLY ASKED QUESTIONS

FREQUENTLY ASKED QUESTIONS

Phenomenon	Reason & Solution
3、 Ineffectiveness	<div><div><input type="radio"/></div>The filter no longer has any effect—replace the filter</div> <div><div><input type="radio"/></div>Use at inappropriate places, such as oversize places</div>
4、 Three gear indicator light up at the same time	<div><div><input type="radio"/></div>Machine malfunctions — cut off the power immediately and contact manufactures to service</div>


CUSTOMER SERVICE


Our customer service team is standing by to assist you
if you have any questions or concerns.

 Scan the QR-code to start chatting (live chat):



Scan QR-code & Start Chatting



 1-855-666-9955

 support@mookashops.com

 www.mookashops.com

mooka

Beyond Elegance



Made in China