



for 1/4 inch thick


TRACK ASSEMBLY No 3

glass, acrylic, pegboard,
fiber board, plywood, etc.

- Silent, smooth operation
- Economical and quick install
- High impact extruded polystyrene plastic

PACKAGE CONTAINS:

- 1pc. #2214 upper guide
- 1pc. #214 lower track




for 1/4 inch thick bypassing doors


www.epcohardware.com

PART IDENTIFICATION:

1 pc. #214 upper guide



1 pc. #2214 lower track

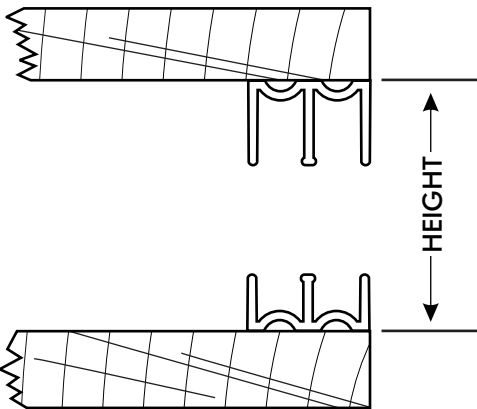


CAUTION: Do not wax or paint track or guide.



www.epcohardware.com

SURFACE INSTALLATION



TO OBTAIN PANEL HEIGHT

Cut panel 7/16" less than height of finished opening.

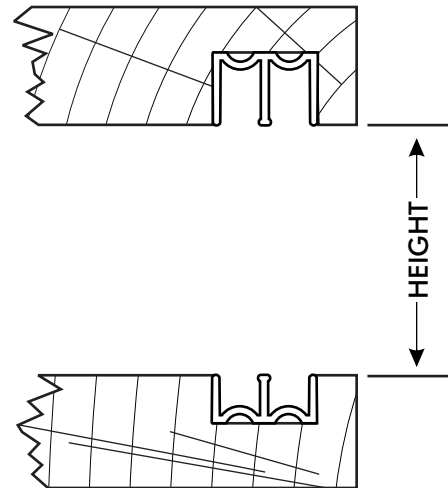
TO OBTAIN PANEL WIDTH

Add 1/2" to opening width and divide by 2 for 1/2" overlap.

Add 1" to opening width and divide by 2 for 1" overlap.

Use glue or brads to fasten track and guide to mounting surface.

RECESSED INSTALLATION



TO OBTAIN PANEL HEIGHT

Cut panel 7/16" larger than height of finished opening.

TO OBTAIN PANEL WIDTH

Add 1/2" to opening width and divide by 2 for 1/2" overlap.

Add 1" to opening width and divide by 2 for 1" overlap.

Use glue or brads to fasten track and guide to mounting surface.