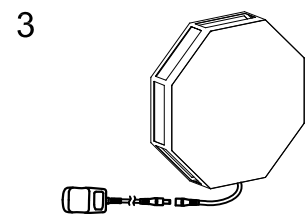
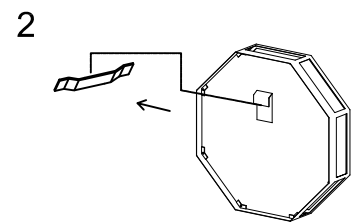
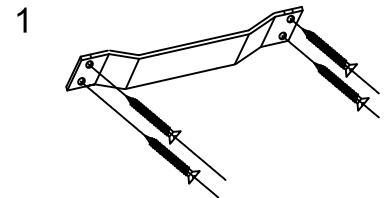

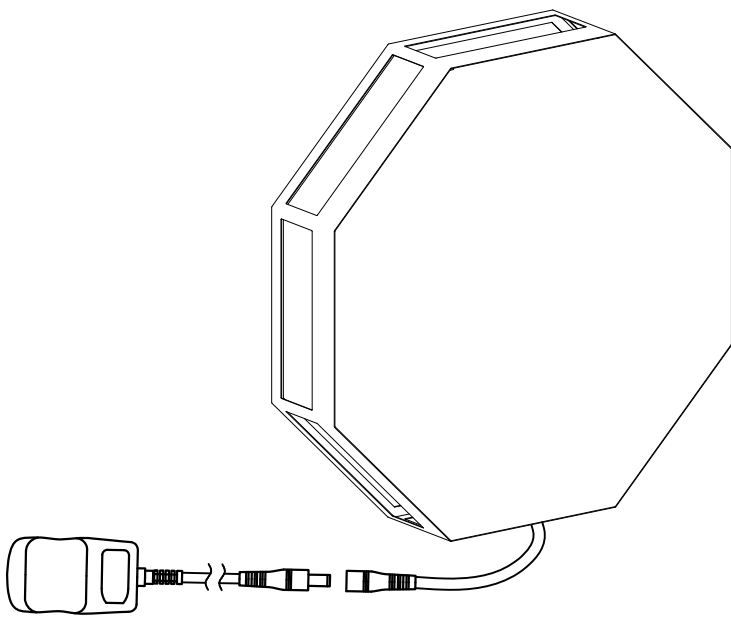


Installation manual



Installation method:

1. Use the screws to fix the mounting plate to the wall as shown in Fig.1.
2. Hang the metal frame into the mounting plate as shown in Fig.2
3. Take out the adaptors and chose one plug you need, and connect the adaptor wire with the mirror lamp.



Warning

Attention notes for installation:

1. Do not use the power supply beyond the specified range(100-240V,50Hz).
2. Should avoid scratching the surface and wires of the lamp during installation.
3. Do not install the lamp outdoors.
4. The lamp should not be close to corrosive chemical objects or gases.It should not be washed with water.It can only be wiped with a clean soft cloth.