

# DIGITAL STRENGTH MACHINE LINE

  
EVOLVE



**YOUR EVOLVED GEAR ARRIVED**

[www.evolve-fitness.eu](http://www.evolve-fitness.eu)



# WHO WE ARE

With over 16 years of experience in the industry, our team has designed and installed over 100 gyms. Since then we have noticed that the fitness industry tends to produce equipment that does not always consider users' needs. We decided that it is time to create a line of fitness equipment and inventory that would be persistently tested, picked, and without a doubt be the best-evolved version of itself for the best price. We strive for our clients to get only the highest quality equipment, tailored to their needs. We are constantly evolving - so does our equipment. This is how Evolve Fitness was created.

## Why Choose Us?



### OUR MISSION

Our team is working together to provide the fitness industry and gym owners the highest quality products in their class in order to help them attract more clients and ensure effective workouts with minimum maintenance.



### MANUFACTURED IN WORLD-CLASS FACTORIES

We produce our equipment and inventory in the world's largest elite factories, which also manufacture other world-known fitness brand equipment. We order and store huge amounts of items straight from factories, which is why we can offer the best equipment in the industry for considerably lower prices than other brands. Only the highest quality - without any compromises.



### OUR EQUIPMENT IS CONSTANTLY EVOLVING

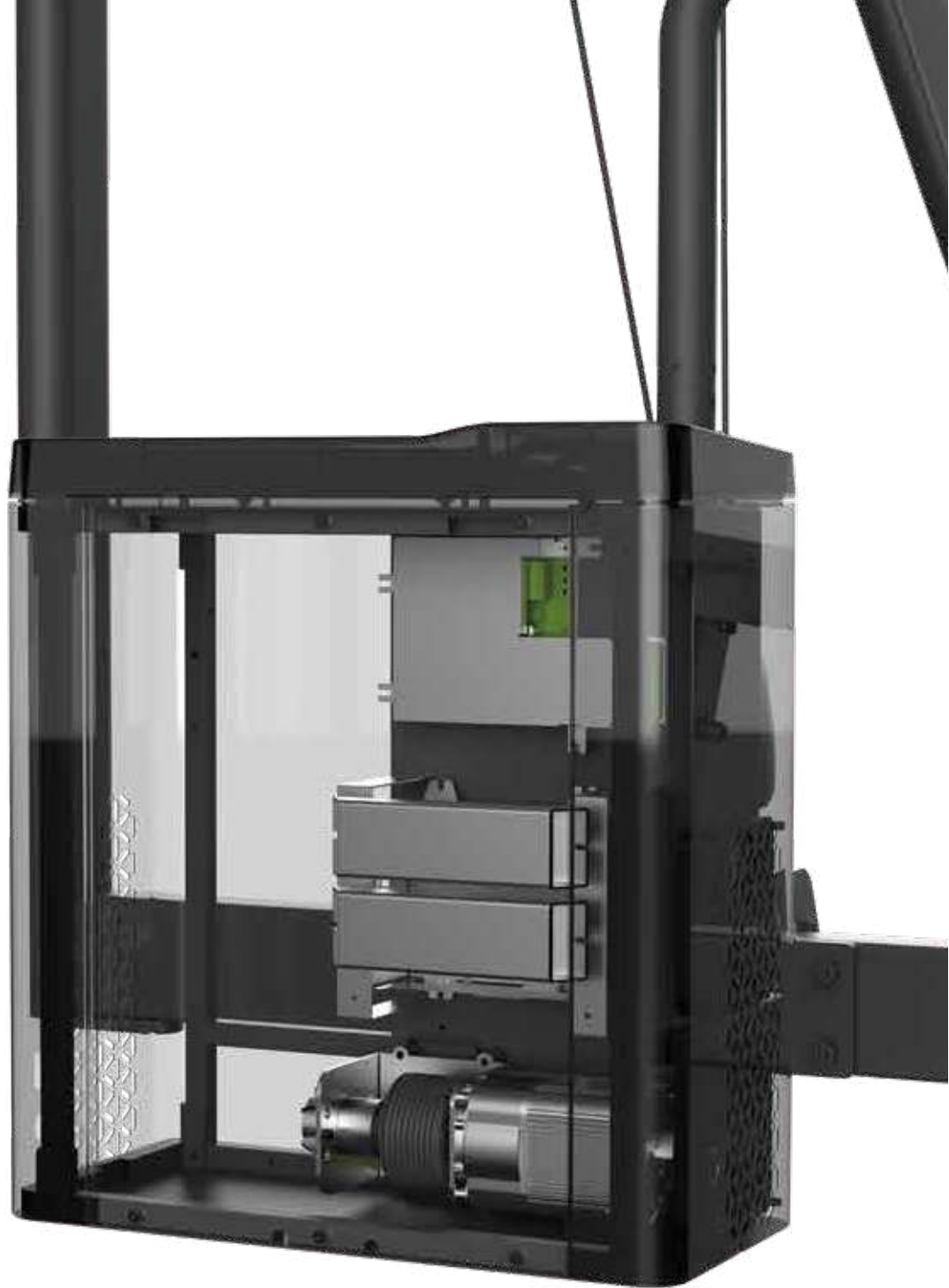
We consider users' needs constantly and focus our attention on evolving ergonomic design and innovative features. From cardio equipment to selectorized or plate loaded fitness machinery, rigs and racks, and customizable modular systems - we provide everything you need for your home or commercial gym.



### CUSTOMIZABLE TO FIT YOUR COLOR / NEEDS

Mix and match colors and choose the best fit to keep your brand identity intact and make a stunning visual impact. Fitness equipment and machinery with your custom color palette will fit your interior perfectly and match your brand logo.





# DIGITAL WEIGHT *VS* TRADITIONAL EQUIPMENT

	DIGITAL WEIGHT	TRADITIONAL EQUIPMENT
ADJUSTMENT ACCURACY	1kg	2.5kg/5kg
ADJUSTMENT METHOD	Touch panel precise adjustment	Manual insertion
STRENGTH TEST	AI evaluation of training weight	None
TRAINING MODE	Standard/Eccentric /Isokinetic/Elastic	Standard
TRAINING GUIDE	Video Guidance/Interactive Animation Guidance	Pictures
TRAINING DATA	Process data/result data, automatically recorded through the account	None





PEC DECK



LAT PULLDOWN



CHEST/  
SHOULDER PRESS



HIP ABDUCTION/  
ADDUCTION



SEATED LEG PRESS



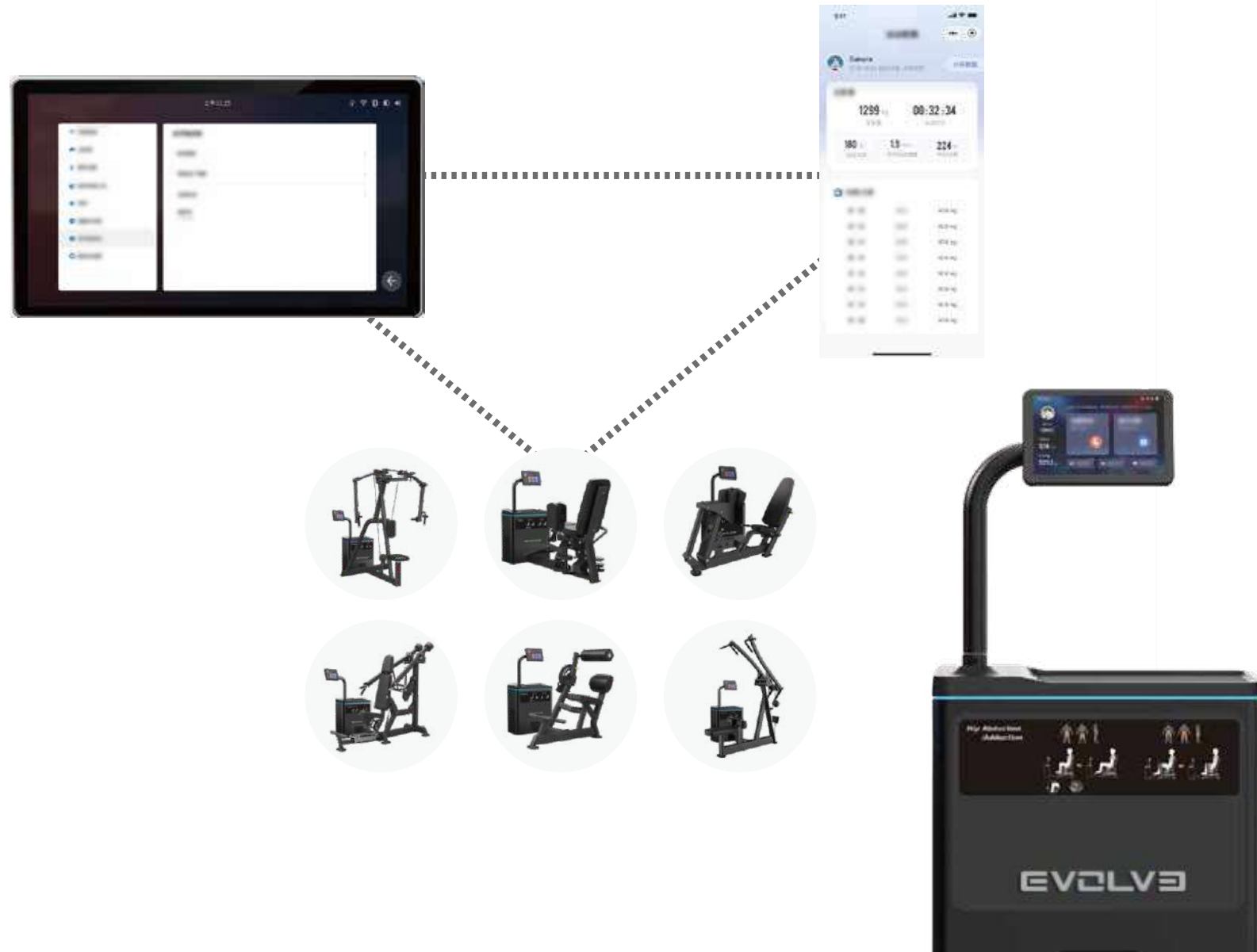
ABS/  
BACK EXTENSION

CABLE CROSSOVER



# DIGITAL MANAGEMENT SYSTEM

Easy to manage your training data in our digital system.



## STANDARD

Concentric weight  
 $=$   
Eccentric weight

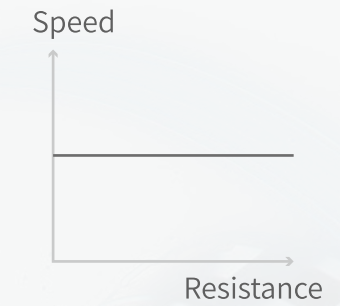
Sustained tension, more intense than traditional resistance

## ECCENTRIC

Concentric weight  
 $<$   
Eccentric weight

Give the muscles greater stimulation, and the muscle growth efficiency is higher

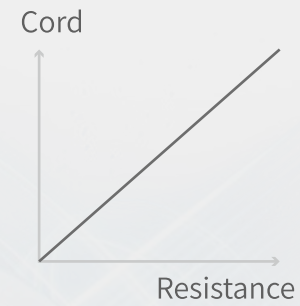
## ISOKINETIC



Velocity remains constant regardless of resistance

Maintain muscle tension throughout the process

## ELASTIC




The longer the pull-out rope, the greater the resistance

More effective for explosive training

# ADAPTIVE DIGITAL RESISTANCE

Electric motor provides stable digital resistance.



⌚ Duration

🔥 Calories

## TOUCHSCREEN CONTROL PANEL

03:45:66

1234 kcal

📄 Reps

📦 Capacity

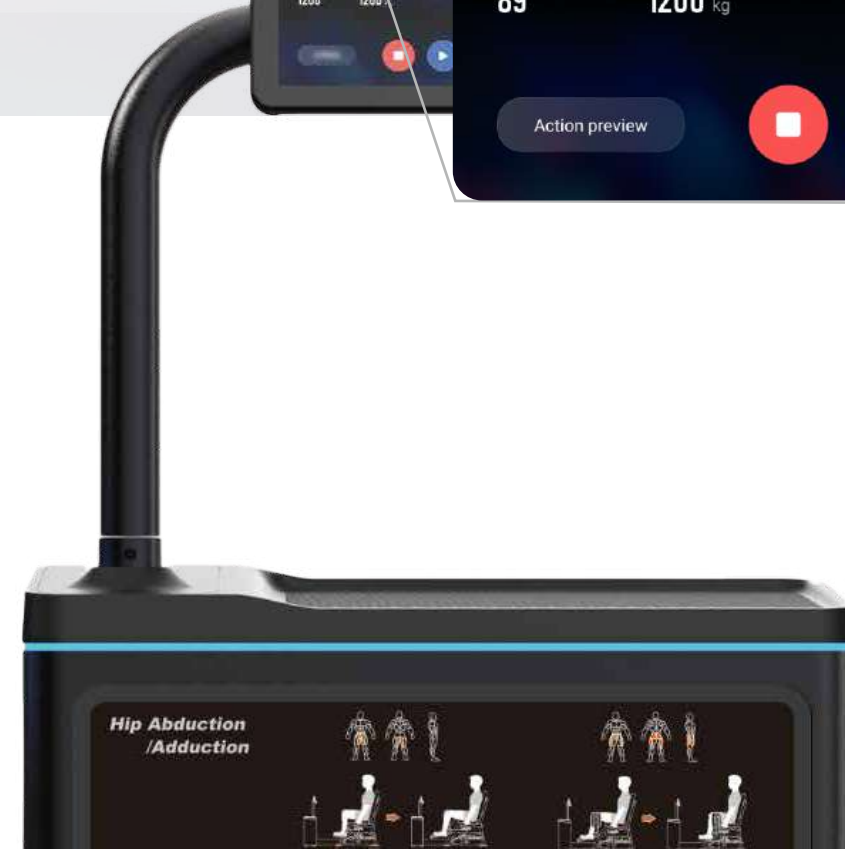
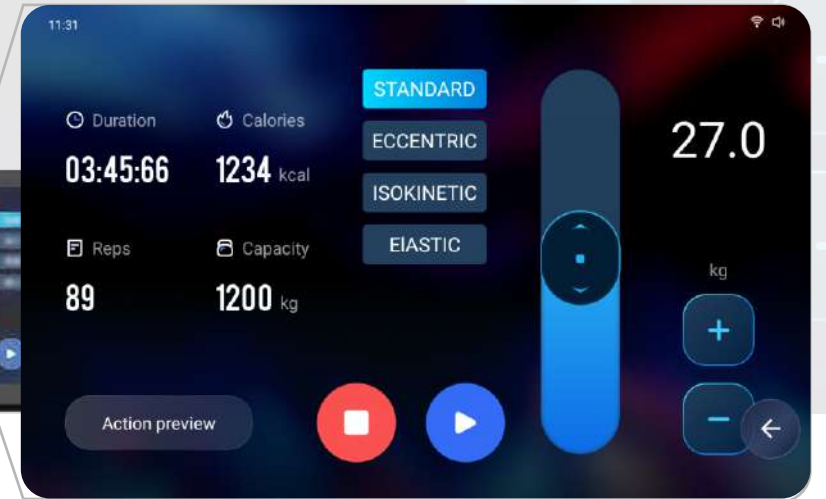
89

1200 kg

STANDARD  
ECCENTRIC  
ISOKINETIC  
EIASTIC

27.0

Action preview

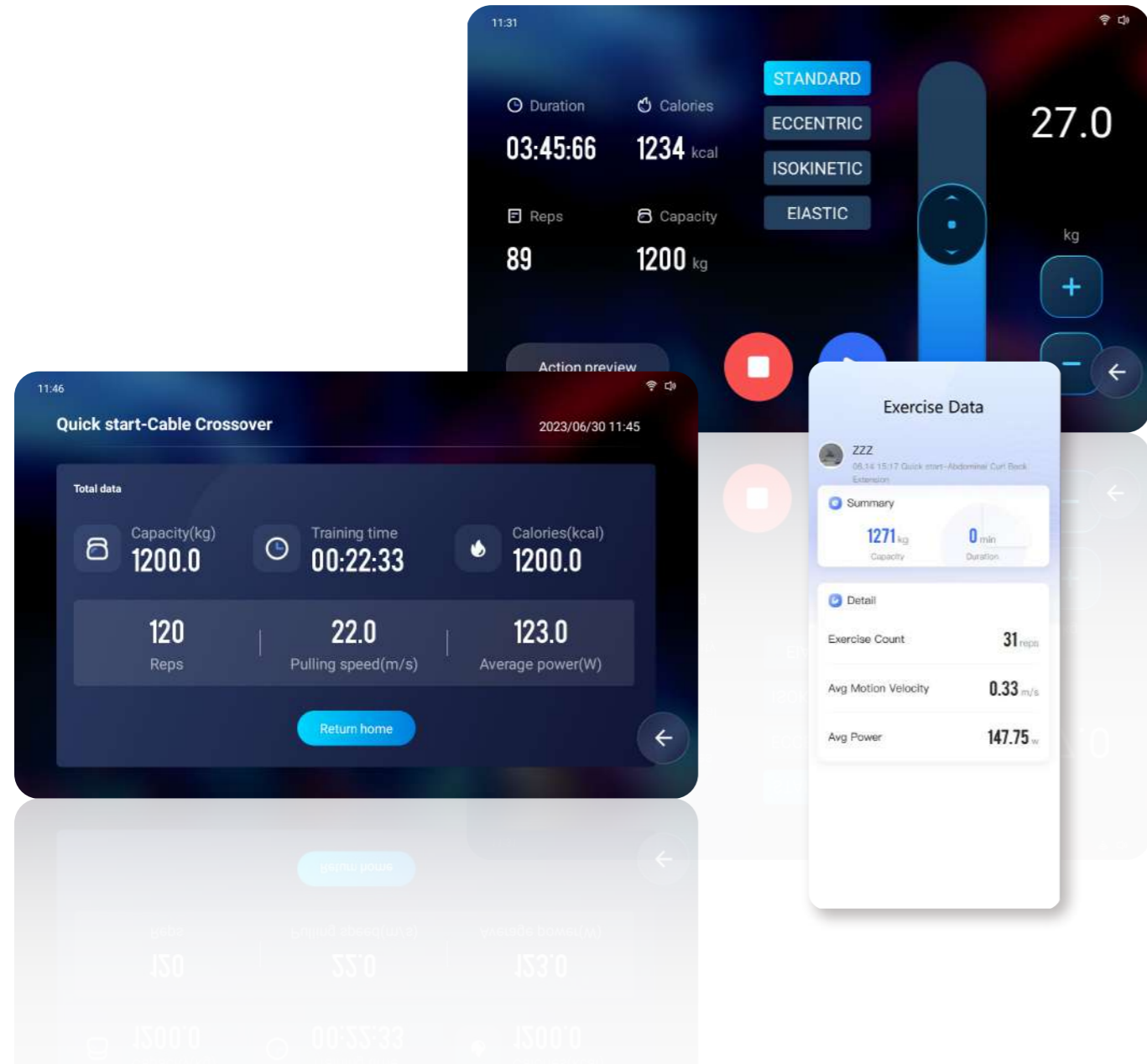




# DATA SYNC

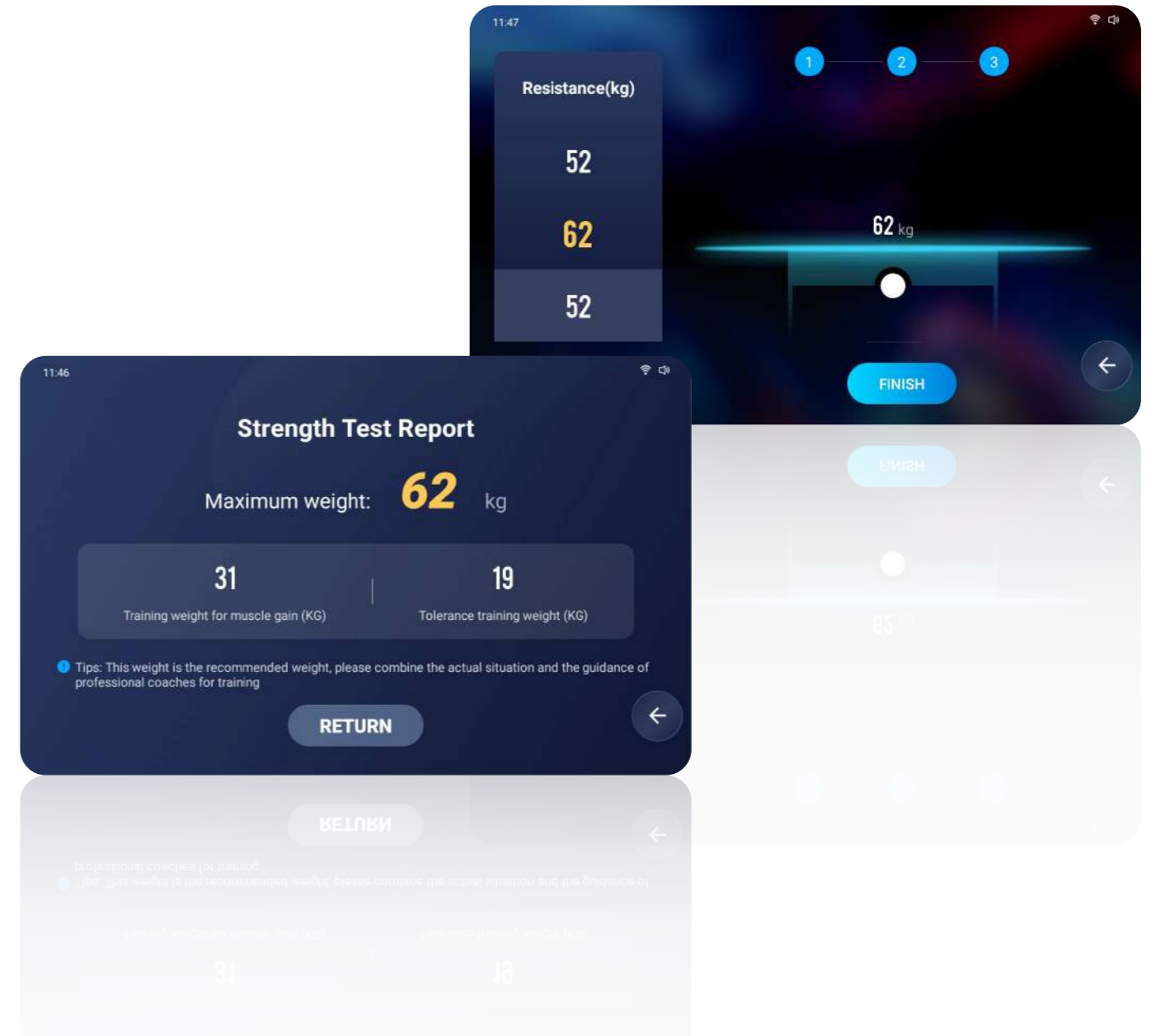
Real-time display of training process data.

Training results is automatically recorded and tracked at any time



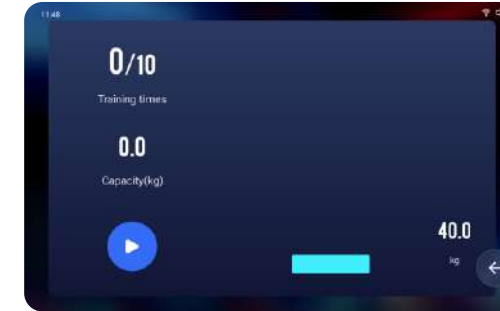
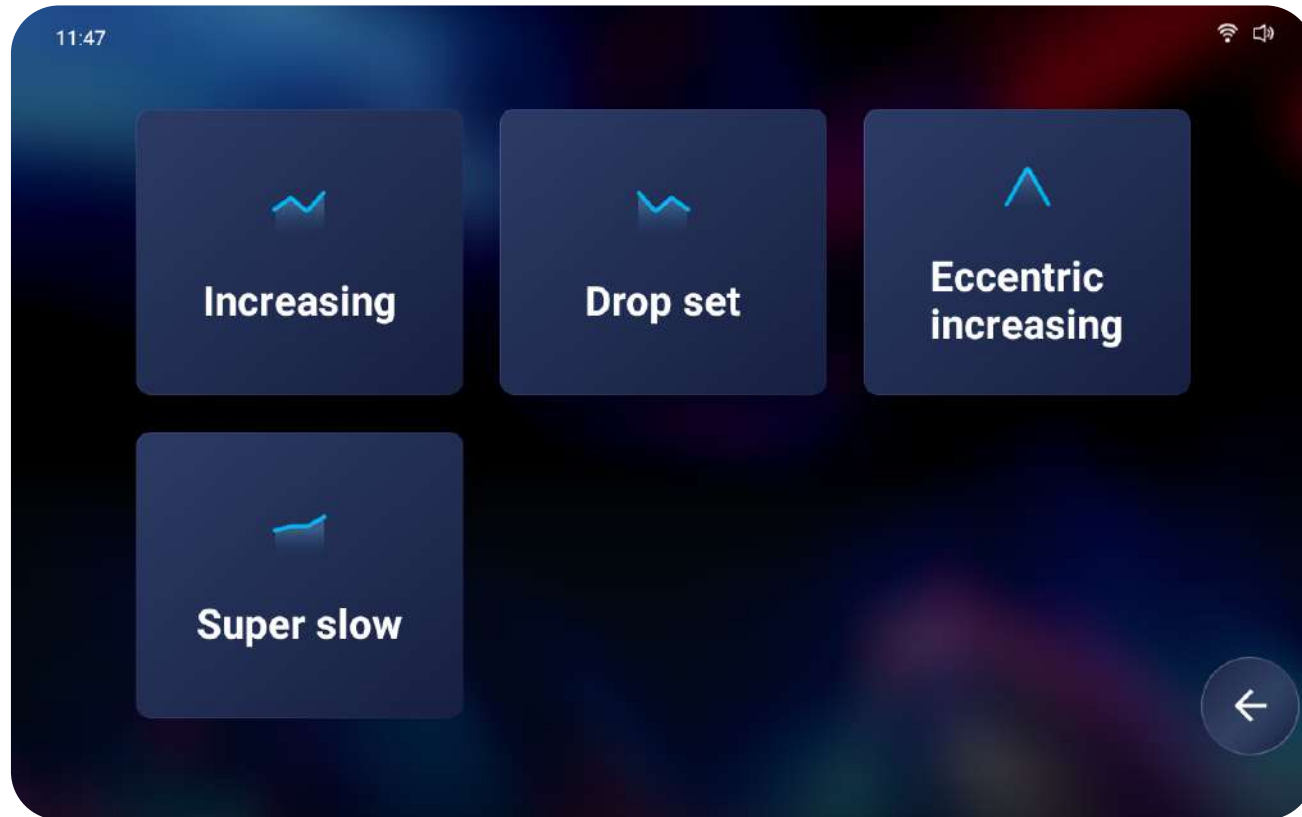
# STRENGTH TEST

Intelligently evaluate your training weight and train more efficiently.



# ADVANCED TRAINING MODE

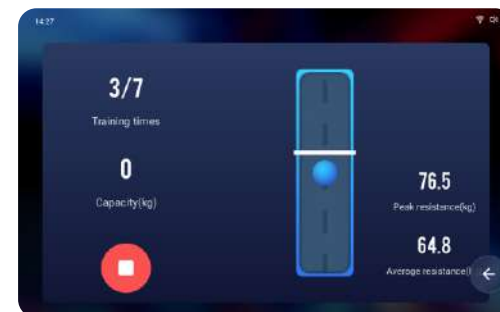
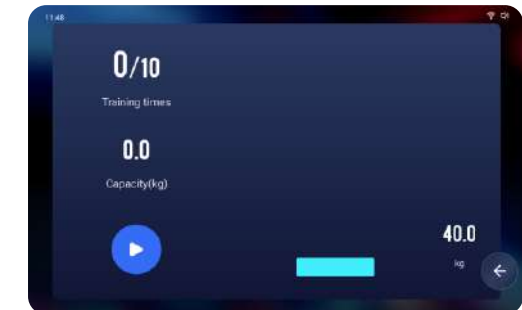
Incremental, decremental, super slow, different advanced modes, let your state go further.



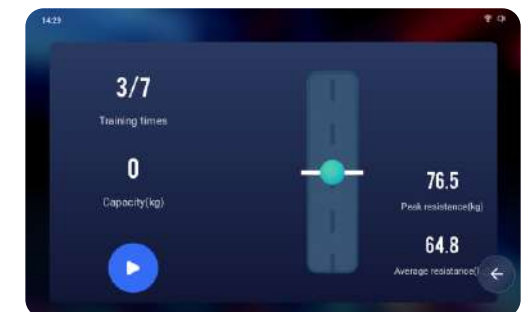
Increasing / Eccentric increasing



Drop set



Super slow set





## AMBIENT LIGHT

LED color-changing light strips, creating a technological training atmosphere



The light changes into different colors according to the resistance and status of the device.



## DETAILS



Ergonomic Grip



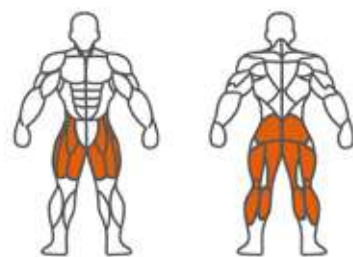
High-density PU leather,  
comfortable and wear-resistant



## SEATED LEG PRESS

Main Features:

- Foot rests on the top and bottom of the pedals to target thighs, glutes and calves
- Four-bar pedal linkage helps maintain ideal ankle alignment throughout the movement
- Footplate has a sloped lower section to aid calf pressure positioning
- The four-bar linkage mechanism amplifies the output resistance of the motor by 1.2 times, and the maximum training weight reaches 140kg



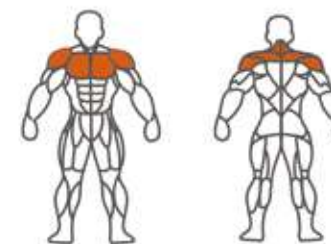
Max Resistance	100kg
Min Resistance	10kg
Length	1864mm
Width	1184mm
Height	1250mm
Screen size	10.1 inches



## PEC DECK

Main Features:

- Dual-function stationary machine for training the pectoralis major and deltoids
- Multiple handles and range of motion adjustment facilitate positioning for these exercises
- The seat can be adjusted to accommodate users of various sizes



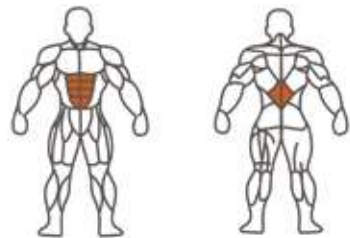
Max Resistance	100kg
Min Resistance	5kg
Length	1451mm
Width	1463mm
Height	1985mm
Screen size	10.1 inches



## ABS/BACK EXTENSION

Main Features:

- Adjustable armrest allow users to adapt the machine for optimum position
- Feet support provides comfort and stability for workouts



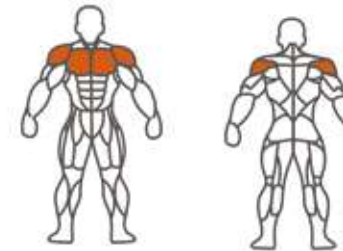
Max Resistance	100kg
Min Resistance	5kg
Length	1617mm
Width	677mm
Height	1250mm
Screen size	10.1 inches



## CHEST/SHOULDER PRESS

Main Features:

- Seat and back cushions are adjusted to the proper pressing angle
- User can adjust two chest compression angles and one shoulder compression angle
- Chest and shoulder push with multiple grips
- Ergonomically designed dimensions



Max Resistance	100kg
Min Resistance	10kg
Length	1978mm
Width	1367mm
Height	1681mm
Screen size	10.1 inches

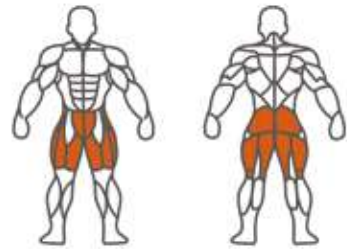




## HIP ABDUCTION/ ADDUCTION

Main Features:

- Dual motion help choose optimum training position, save space and quickly change the exercises
- Thigh pads and foot support provide comfort and stability



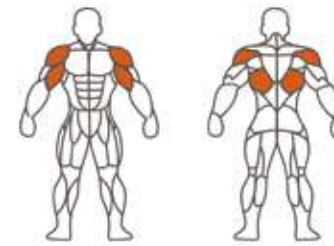
Max Resistance	100kg
Min Resistance	5kg
Length	1617mm
Width	677mm
Height	1250mm
Screen size	10.1 inches



## LAT PULLDOWN

Main Features:

- Comfortable upholstery ensure a stable base for your workouts
- Thigh pads and foot support provide comfort and stability



Max Resistance	100kg
Min Resistance	5kg
Length	1675mm
Width	1430mm
Height	2020mm
Screen size	10.1 inches



## CABLE CROSSOVER

Main Features:

- The functional trainer supports taller users with a variety of exercises and features 21 adjustable cable positions to accommodate users of various sizes, making it even better when used as a standalone device.
- Top furniture grips allow for pull-ups.
- Bilateral 100kg digital weight provide sufficient load for experienced lifters
- Nickel-plated sliding parts are beautiful and durable.

Max Resistance	100kg
Min Resistance	10kg
Length	1978mm
Width	1367mm
Height	1681mm
Screen size	10.1 inches



# EVOLVE

**YOUR EVOLVED GEAR ARRIVED**



[www.evolve-fitness.eu](http://www.evolve-fitness.eu)



[@EvolveFitnessEurope](https://www.facebook.com/EvolveFitnessEurope)



[@Evolve\\_Fitness\\_Europe](https://www.instagram.com/Evolve_Fitness_Europe)



Klauso Maluno str. 3, 91291 Ginduliai, Lithuania



+370 46 222881



[info@evolve-fitness.eu](mailto:info@evolve-fitness.eu)

