

GEORGE NELSON SAUCER BUBBLE PENDANT

FOR HERMAN MILLER, AVAILABLE FROM HAY



Designed by pioneering American designer George Nelson in 1947, and first produced in 1952, the Bubble Lamp signaled a revolution in the Modernist lighting industry. Available in an assortment of organic sizes and shapes, these elegant orbs were inspired by a set of silk-covered Swedish pendant lamps Nelson wanted for his office, but found to be too expensive. Employing the resourcefulness that characterized his working process, he decided to use a self-webbing plastic spray developed by the U.S. military, and applied it over a lightweight, rounded-steel frame to produce these soft, glowing fixtures.

The Nelson Saucer Bubble Pendant's wide surface area diffuses soft light into any interior. It comes with a steel ceiling plate, which allows it to delicately float overhead.

PRODUCT DETAILS

- / Part of a progressive and technologically advanced lighting collection.
- / A family of refined pendants.
- / CE approved.
- / Designed for use with a replaceable standard retro fit LED dimmable bulb.
- / Suitable for both private and office environments.

HAY

MATERIAL

SHADE / Webbing polymer.

FRAME TOP & BOTTOM RING / Coated and brushed metal and nickel.

CABLE / White PVC isolation.

COLOUR

Available in 1 colour.

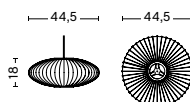
/ Off white

DIMENSIONS

SMALL

DIAMETER / 44,5 cm / 17.5"

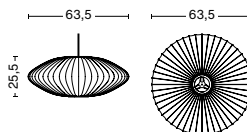
HEIGHT / 18 cm / 7"



MEDIUM

DIAMETER / 63,5 cm / 25"

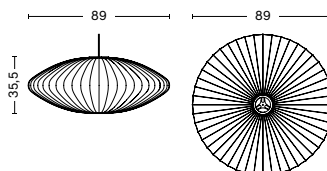
HEIGHT / 25,5 cm / 10"



LARGE

DIAMETER / 89 cm / 35"

HEIGHT / 35,5 cm / 14"



TECHNICAL SPECIFICATIONS

SMALL

- / LIGHT SOURCE / E27
- / POWER (watts) / Max. 60W
- / POWER SUPPLY / 220-240V AC at 50/60Hz
- / CORD LENGTH / 183 cm
- / SWITCH / Yes*
- / RECOMMENDED LIGHT SOURCE / LED E27 (A15), 5-8W, 500-800lm.
- / CCT & CRI / The levels will vary depending on the type of bulb used in the lamp.

*If used in conjunction with a wall mounted dimmer and suitable LED bulb. Bulb not included. Hardwiring required.

MEDIUM

- / LIGHT SOURCE / E27
- / POWER (watts) / Max. 60W
- / POWER SUPPLY / 220-240V AC at 50/60Hz
- / CORD LENGTH / 183 cm
- / SWITCH / Yes*
- / RECOMMENDED LIGHT SOURCE / LED E27 (A19), 10-13W, 1000-1500lm.
- / CCT & CRI / The levels will vary depending on the type of bulb used in the lamp.

*If used in conjunction with a wall mounted dimmer and suitable LED bulb. Bulb not included. Hardwiring required.

LARGE

- / LIGHT SOURCE / E27
- / POWER (watts) / Max. 150W
- / POWER SUPPLY / 220-240V AC at 50/60Hz
- / CORD LENGTH / 183 cm
- / SWITCH / Yes*
- / RECOMMENDED LIGHT SOURCE / LED E27 (A21 or G30), 10-13W, 1000-1500lm.
- / CCT & CRI / The levels will vary depending on the type of bulb used in the lamp.

*If used in conjunction with a wall mounted dimmer and suitable LED bulb. Bulb not included. Hardwiring required.

CERTIFICATIONS

/ CE approved: this product has been assessed and complies with the essential requirements of the relevant European directives.



Tested according to the following European EN / IEC standards which relate specifically to electrical lighting products including:

- / EN 60598-2-4:1997 (portable luminaires)
- / EN 60598-1:2015 (general requirements)

DOWNLOADS

Packshots and lifestyle photos, 2D / 3D files, care and maintenance instructions, CE attestation of conformity certificates, product fact sheets, and product presentations are available in our Image Bank at hay.com.

[Link to downloads.](#)

HAY