

# NELSON BALL BUBBLE PENDANT

FOR HERMAN MILLER, AVAILABLE FROM HAY



Designed by pioneering American designer George Nelson in 1947, and first produced in 1952, the Bubble Lamp signaled a revolution in the Modernist lighting industry. Available in an assortment of organic sizes and shapes, these elegant orbs were inspired by a set of silk-covered Swedish pendant lamps Nelson wanted for his office, but found to be too expensive. Employing the resourcefulness that characterized his working process, he decided to use a self-webbing plastic spray developed by the U.S. military, and applied it over a lightweight, rounded-steel frame to produce these soft, glowing fixtures.

The Nelson Ball Bubble Pendant is a full, perfectly round sphere that fills any interior with a warm, diffused light. A steel ceiling plate allows it to delicately float overhead.

## PRODUCT DETAILS

- / Part of a progressive and technologically advanced lighting collection.
- / A family of refined pendants.
- / CE approved.
- / Designed for use with a replaceable standard retro fit LED dimmable bulb.
- / Suitable for both private and office environments.

# HAY

**MATERIAL**

SHADE / Webbing polymer.

FRAME TOP & BOTTOM RING / Coated and brushed metal and nickel.

CABLE / White PVC isolation.

**COLOUR**

Available in 1 colour.

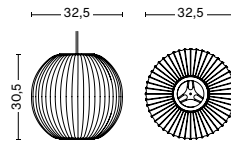
/ Off white

**DIMENSIONS**

**SMALL**

DIAMETER / 32,5 cm / 12.75"

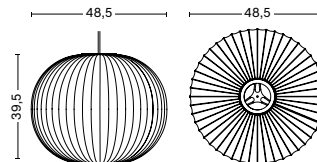
HEIGHT / 30,5 cm / 12"



**MEDIUM**

DIAMETER / 48,5 cm / 19"

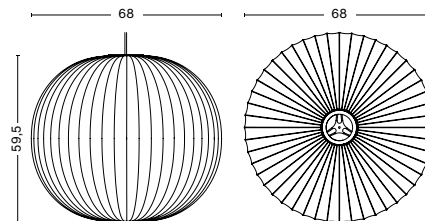
HEIGHT / 39,5 cm / 15.5"



**LARGE**

DIAMETER / 68 cm / 26.75"

HEIGHT / 59,5 cm / 23.5"



## TECHNICAL SPECIFICATIONS

### SMALL

- / RECOMMENDED LIGHT SOURCE / LED E27 (A15)
- / POWER (watts) / 5-8W
- / FLUX (lumens) / 500-800lm
- / CCT & CRI / The levels will vary depending on the type of bulb used in the lamp.
- / DIMMABLE / Yes\*
- / POWER SUPPLY / 220-240V AC at 50/60Hz
- / CORD LENGTH / 183 cm
- / SWITCH / No

\*If used in conjunction with a wall mounted dimmer and suitable LED bulb. Bulb not included. Hardwiring required.

### MEDIUM

- / RECOMMENDED LIGHT SOURCE / LED E27 (A19)
- / POWER (watts) / 10-13W
- / FLUX (lumens) / 1000-1500lm
- / CCT & CRI / The levels will vary depending on the type of bulb used in the lamp.
- / DIMMABLE / Yes\*
- / POWER SUPPLY / 220-240V AC at 50/60Hz
- / CORD LENGTH / 183 cm
- / SWITCH / No

\*If used in conjunction with a wall mounted dimmer and suitable LED bulb. Bulb not included. Hardwiring required.

### LARGE

- / RECOMMENDED LIGHT SOURCE / LED E27 (A21 or G30)
- / POWER (watts) / 10-13W
- / FLUX (lumens) / 1000-1500lm
- / CCT & CRI / The levels will vary depending on the type of bulb used in the lamp.
- / DIMMABLE / Yes\*
- / POWER SUPPLY / 220-240V AC at 50/60Hz
- / CORD LENGTH / 183 cm
- / SWITCH / No

\*If used in conjunction with a wall mounted dimmer and suitable LED bulb. Bulb not included. Hardwiring required.

## CERTIFICATIONS

/ CE approved: this product has been assessed and complies with the essential requirements of the relevant European directives.



Tested according to the following European EN / IEC standards which relate specifically to electrical lighting products including:

- / EN 60598-2-4:1997 (portable luminaires)
- / EN 60598-1:2015 (general requirements)

## DOWNLOADS

Packshots and lifestyle photos, 2D / 3D files, care and maintenance instructions, CE attestation of conformity certificates, product fact sheets, and product presentations are available in our Image Bank at hay.com.

[Link to downloads.](#)

# HAY