

## PRODUCT

Item no.: 001-0323X  
+ style code



## COLOURS



// Black / Chrome



// Off-White / Chrome



// White / Chrome

## DESCRIPTION

Bestlite has been in continuous production since 1930. Robert Dudley Best created Bestlite design. He was highly influenced by the Bauhaus. In the past 80 years, people appreciated the lamps and it decorates many homes, hotels and restaurants worldwide. Loved by architects, designers and design aficionados throughout its 80-year history, today, Bestlite enjoys global iconic status.

### VERSION - BESTLITE FLOOR LAMP BL3M

Shade and base: Black, White or Off-White  
Tube and arm: Chromed steel

RAL codes are indicative.

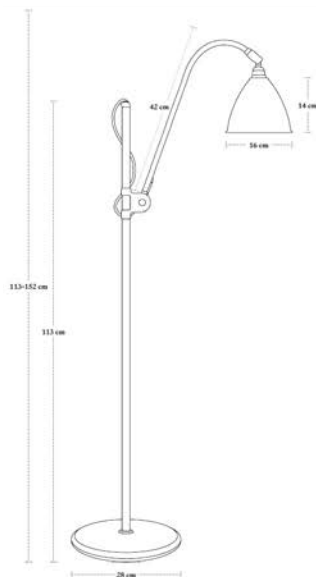
- Fabric wire - Black:
- Black / White inside // RAL 9004 / RAL 9003 // Gloss level 20 / Gloss level 20
- Fabric wire - Off-White:
- Off-White / White inside // RAL 1015 / RAL 9003 // Gloss level 20 / Gloss level 20
- Fabric wire - White:
- White / White inside // RAL 9003 / RAL 9003 // Gloss level 20 / Gloss level 20

## VERSION

Order item - look for part number in the pricelist.

Series contains the following:

**BL3S, BL3M, BL3 Original shade, BL4**



## FACTS

### MEASUREMENT - L X W X H MM

Lamp height: 1130-1520 mm  
Lamp stand: Ø280 mm  
Shade height: 140 mm  
Shade diameter: Ø160 mm  
Cord - total length w/sw: App. 4500 mm  
Cord - exposed out of lamp: App. 4230 mm

WEIGHT ITEM - LAMP INCL. WIRE  
5425.5 g netto

### PACKAGING TYPE

White cardboard box w/ 5ply corrugated

PACKAGING MEASUREMENT - L X W X H CM  
L:34 x W:37 x H:120 cm

### WEIGHT PACKAGING - MATERIAL TYPE

- LD EPE foam bund: 68,5 g
- LD EPE foam top: 148,5 g
- LD EPE foam top: 75,5 g
- Bestlite key: 18 g
- PE polybag: 1 g
- PE polybag: 180g
- Cardboard inside: 23 g
- Cardboard outside: 1713 g
- Strapping: 7 g

WEIGHT PACKAGING - TOTAL  
7742 g brutto

NUMBER OF PARCELS  
1 pcs.

### LIGHT SOURCE:

- Socket: E14 base
- Recommended light source: *All fluorescens light bulbs*
- Recommended wattage: 9 W = (40 WATT incandescent bulbs)
- Max wattage: 13 W

- Recommended light source: *Halogen light bulb*
- Recommended wattage: 28 W = (40 WATT incandescent bulbs)
- Max wattage: 28 W

- All lamps can be fitted with a dimmer.  
Please contact your local electrician.

- Lightbulb not included

**CLEANING AND MAINTENANCE**

Use a soft damp cloth when cleaning your Bestlite lamp. Do not use household cleaners.

**ACCESSORIES**

Item no.: 001-99058B plug UK

**ENVIRONMENT**

-

**TESTS**

-

**CERTIFICATION AND LABELS**

CE-CERTIFIED

**STANDARD**

STOCK - BL3M: Floor lamp

- UK plug: Type G, 3 PIN, 13 amp
- British voltage: 230 V
- Frequency: 50 Hz
- Supply voltage: AC power ~
- Normally Closed IP20



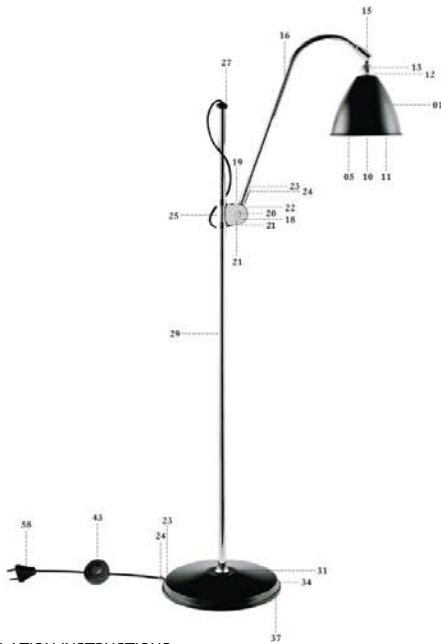
Class II / Double insulated



CE-Mark



Luminaires accepted for mounting on a flammable base



**KOMPONENTS**

- 01 // Shade, 115,5 g
- 05 // Lamp holder
- 10 // Insulating ring
- 11 // Internal shade ring
- 12 // External shade ring
- 13 // Lamp holder cover
- 15 // Universal joint
- 16 // Bestlite arm
- 18 // Bestlite clip
- 19 // Bestlite nut
- 20 // Bestlite bolt
- 21 // Tension spring
- 22 // Fibre washer
- 23 // Cord grip
- 24 // Cord grip cover
- 25 // Acetate
- 27 // Top knob with hole
- 29 // Tube
- 31 // Collar
- 34 // Base cover
- 37 // Feltac
- 38 // Textile covered cord
- 43 // Foot switch
- 58 // Plug

Item no.: 001-0323X

14 // Bestlite key

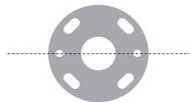
**MATERIAL**

- Shade and base: Powder coated aluminium
- Tube and arm: Chromed steel
- Textile covered cord

**INSTALLATION INSTRUCTIONS**

The Bestlite key:  
It's a practical tool that enables you to fasten the lamp arm. Simply use it like a screwdriver in the slot in the Bestlite nut.

1) Double check carefully.  
Cut and remove a plastic bag, and use directly on your wall for accurate placing of the hole.  
Mark on the Bestlite key.



**Technical information:**

Light source: E27 or E26 incandescent or LED halogen bulb.  
Not power off when changing light bulb.  
The lamp can be operated by a remote control or a dimmer switch.

**Some advice on cleaning your Bestlite:**

**Powder coated parts - base, bracket and shade:**  
Wipe the parts with a damp cloth in warm water and a soft white cloth.

**Chrome plated parts:**

Wipe the parts with a damp cloth and wipe dry to bring to shine.  
If the surface is dirty and a small patch cannot be removed by cleaning in warm soapy water, use only soft cloth for wiping and polishing. Never clean on a steel metal.  
Do not use abrasive household cleaners.  
Do not use metal or abrasive cleaning materials (steel, silicon or household abrasives).



**Don't forget:**

Consultation on your Bestlite.  
If you have any questions, please contact our customer service team.  
We are available on weekdays from 9:00 AM to 5:00 PM.  
Our website: [www.bestlite.com](http://www.bestlite.com)  
Our email: [info@bestlite.com](mailto:info@bestlite.com)  
Our phone: +45 44 44 44 44

**BESTLITE**  
SINCE 1920

BESTLITE - GUBI, K&H A/S, 2462-000, Copenhagen, Denmark - [www.bestlite.com](http://www.bestlite.com)

