

**PRODUCT**



Item no.: 001-1020X  
+ style code

**DESCRIPTION**

Bestlite has been in continuous production since 1930. Robert Dudley Best created Bestlite design. He was highly influenced by the Bauhaus. In the past 80 years, people appreciated the lamps and it decorates many homes, hotels and restaurants worldwide. Loved by architects, designers and design aficionados throughout its 80-year history, today, Bestlite enjoys global iconic status.

**VERSION - BESTLITE WALL LAMP BL10**

Shade and base: Powder coated aluminium  
Tube and arm: Chromed steel

RAL codes are indicative.

- Fabric wire - Black:
- Black / White inside // RAL 9004 / RAL 9003 // Gloss level 20 / Gloss level 20
- Fabric wire - Off-White:
- Off-White / White inside // RAL 1015 / RAL 9003 // Gloss level 20 / Gloss level 20
- Fabric wire - White:
- White / White inside // RAL 9003 / RAL 9003 // Gloss level 20 / Gloss level 20

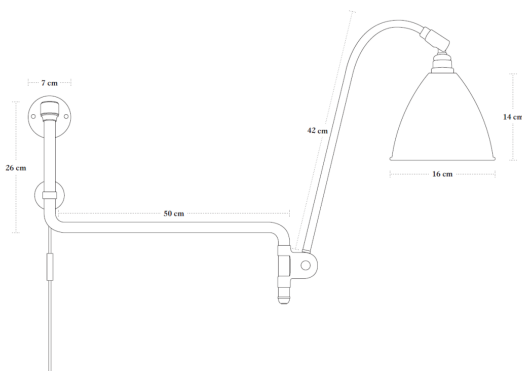
Please contact us for other colours or finishes.

**VERSION**

Order item - look for part number in the pricelist.

Series contains the following:

**BL5, BL6, BL7, BL10**



**COLOURS**



// Black / Chrome



// Off-White / Chrome



// White / Chrome

**FACTS**

**MEASUREMENT - L X W X H MM**

Lamp height: 1160 mm  
Tube length: 620 mm  
Shade height: 140 mm  
Shade diameter: Ø160 mm  
Cord: APP. 2000 mm

**WEIGHT ITEM - LAMP INCL. WIRE**

1791,5 g netto

**PACKAGING TYPE**

White cardboard box w/ 5ply corrugated

**PACKAGING MEASUREMENT - L X W X H CM**

L:40 x W:73,5 x H:23 cm

**WEIGHT PACKAGING - MATERIAL TYPE**

- Bestlite brochure 120 x 170 mm: 66,5 g
- Paper Egg crate: 1000 g
- Screws: 4,5 g
- PE polybag: 3 g
- Bestlite key: 18 g
- PE polybag: 1 g
- PE polybag: 60 g
- Cardboard outside: 800 g
- Cardboard top: 105 g

**WEIGHT PACKAGING - TOTAL**

4000 g brutto

**NUMBER OF PARCELS**

1 pcs.

**LIGHT SOURCE**

- Socket: E14 base
- Recommended light source: *All fluorescens light bulbs*
- Recommended wattage: 9 W - (40 WATT incandescent bulbs)
- Max wattage: 13 W
- Recommended light source: *Halogen light bulb*
- Recommended wattage: 28 W - (40 WATT incandescent bulbs)
- Max wattage: 28 W

- All lamps can be fitted with a dimmer.  
Please contact your local electrician.

- Lightbulb not included

## BESTLITE BL10 // WALL LAMP, UK MODEL

Designed by Robert Dudley Best

BESTLITE COLLECTION

### CLEANING AND MAINTENANCE

Use a soft damp cloth when cleaning your Bestlite lamp. Do not use household cleaners.

### ACCESSORIES

Item no.: 001-99058B plug UK

### ENVIRONMENT

-

### TESTS

-

### CERTIFICATION AND LABELS

CE-CERTIFIED

STANDARD - (\* = Standard for each country/region)

STOCK - BL10\*  
Cord with switch. UK plug

- UK plug: Type G, 3 PIN, 13 amp
- British voltage: 230 V
- Frequency: 50 Hz
- Supply voltage: AC power ~
- Normally Closed: IP20



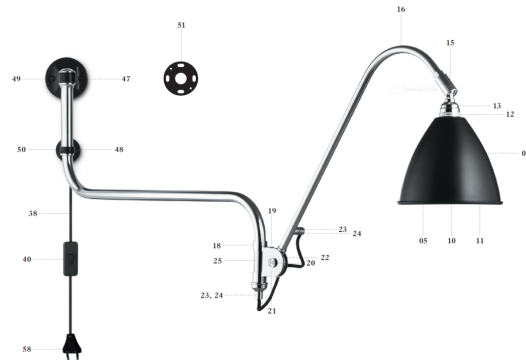
Class II / Double insulated



CE-Mark



Luminaires accepted for mounting on a flammable base



### KOMPONENTS

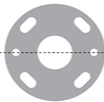
- 01 // Shade Ø16 cm.
- 05 // E14 lamp holder
- 10 // Insulating ring
- 11 // Internal shade ring
- 12 // External shade ring
- 13 // Lamp holder cover
- 15 // Universal joint
- 16 // Bestlite arm
- 18 // Bestlite clip
- 19 // Bestlite nut
- 20 // Bestlite bolt
- 21 // Tension spring
- 22 // Fibre washer
- 23 // Cord grip
- 24 // Cord grip cover
- 25 // Acetate
- 38 // Textile covered cord
- 40 // Switch
- 47 // Wall bracket
- 48 // Lower wall bracket.
- 49 // Screw 9x19 mm.
- 50 // Screw 6x36 mm.
- 51 // Mounting plate Ø7 cm
- 58 // Plug

Item no.: 001-1020X

### INSTALLATION INSTRUCTIONS

The Bestlite key:  
It's a practical tool that enables you to fasten the lamp arm. Simply use it like a screwdriver in the slot

1) Installation on wall:  
Cut out opening in wall, and use directly on your wall for accurate placing of the hole.  
Refer to the Bestlite key!



#### Technical information:

Light source: E14 or other conventional or LED halogen bulb.  
Not power of when changing light bulb.

The Bestlite key is provided for reference use only in design/realisation.

#### Some advice on cleaning your Bestlite:

**Powder coated parts - base bracket and shade:**  
Wipe the parts with a damp cloth. Do not use water or a lot of water.

#### Chrome plated parts:

Wipe the parts with a damp cloth and water. Do not use water.

If the surface of the chrome plated parts shows signs of corrosion or other surface damage, do not use abrasive household cleaners.

Do not use alcohol or other cleaning products, glass cleaner or household ammonia.

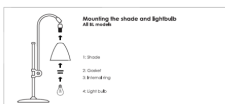


#### Bestlite key:

Complete instructions on use:  
The Bestlite key is provided for reference use only in design/realisation.  
The Bestlite key is provided for reference use only in design/realisation.  
The Bestlite key is provided for reference use only in design/realisation.  
The Bestlite key is provided for reference use only in design/realisation.


**BESTLITE**  
SINCE 1930

BESTLITE - 0188, Møllehavevej 7-9, DK-2100, Copenhagen, Denmark - www.bestlite.com



**Mounting the shade and light bulb**  
in 3 steps:

1. Shade
2. Lamp holder
3. Light bulb



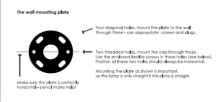
**The adjustability of the Bestlite**  
The Bestlite key is provided for reference use only in design/realisation.



**The Bestlite clip**  
The Bestlite key is provided for reference use only in design/realisation.



**Wall mounting instruction**  
The Bestlite key is provided for reference use only in design/realisation.



**The wall mounting plate**  
The Bestlite key is provided for reference use only in design/realisation.



**Close together cap and plate**  
The Bestlite key is provided for reference use only in design/realisation.