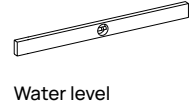
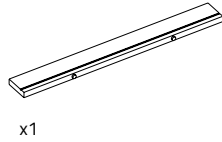


Galley Shelf

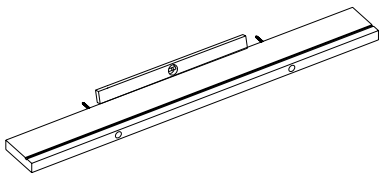
Consisting of a solid piece of wood and two dowels, the Gallery Shelf is a neat and decorative way of presenting frames and smaller objects. A discreet rail in the front prevents the frames from sliding off the shelf without interfering with what's displayed.

Gallery Shelf gives you the freedom to easily move around your art, thereby letting your home décor to be in constant change.

Gallery Shelf

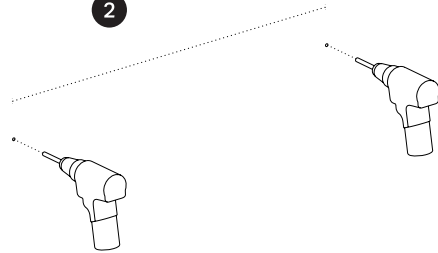


1



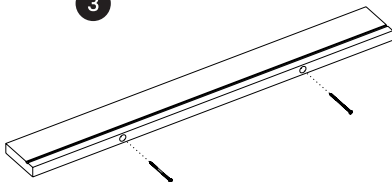
Hold the shelf against the wall, make sure it is leveled. Use the two holes to mark where to drill.

2



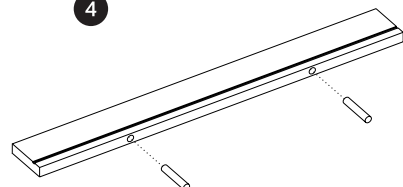
Drill the two holes and insert adequate wall plugs suited for you wall type.

3



Screw the shelf onto the wall.

4



Push the two pins as far into the holes as possible.

5

