



Club Scrap® Special Edition Page Kit

Bookworm

Materials and Tools:

- Bookworm Special Edition Page Kit
 - 12" Paper Trimmer
 - Adhesive
 - Tape
 - 3x14" CS® Grid Ruler
 - Scissors
- CS® Bookbinding Glue
 - Needle-tipped Glue Applicator
 - Craft Knife and Cutting Mat
 - Slot Punch (Optional)
 - Corner Rounding Punch or Corner Chomper
 - Natural Linen Thread or Waxed Cord

LB = Left Base Page
RB = Right Base Page

Measurement Conversions:

.125 = 1/8"	.625 = 5/8"
.25 = 1/4"	.75 = 3/4"
.375 = 3/8"	.875 = 7/8"
.5 = 1/2"	


Preparation:

Trim the papers and printed cutaparts as indicated by the written instructions. While trimming, distribute the pieces to a pile or file designated for each double page spread as referenced in the diagram. *Prior to trimming the cutaparts, remove approximately 1/8" from the perimeter of each sheet, using the intersecting guidelines on each corner as a cutting guide.*


Pre-cut photo mats are not included in this collection. Instead, four additional plain papers are provided.

Click or enter the following link to view the video assembly tutorial: <https://youtu.be/RyO6M8MOrqM>

12x12 Clock Print



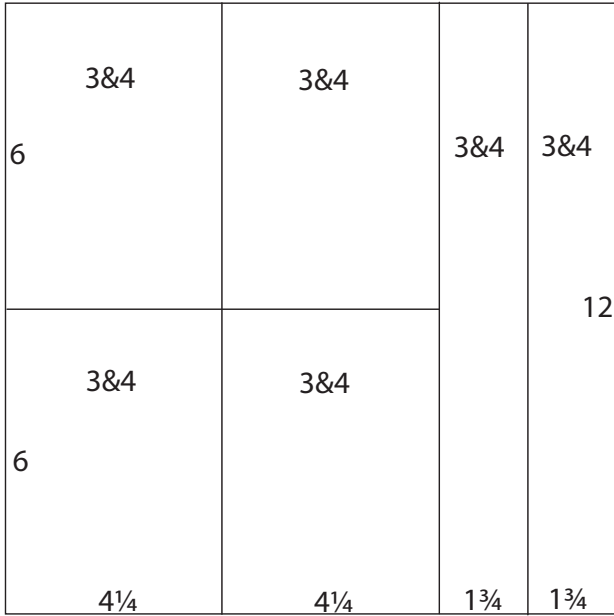
12x12 Library Print



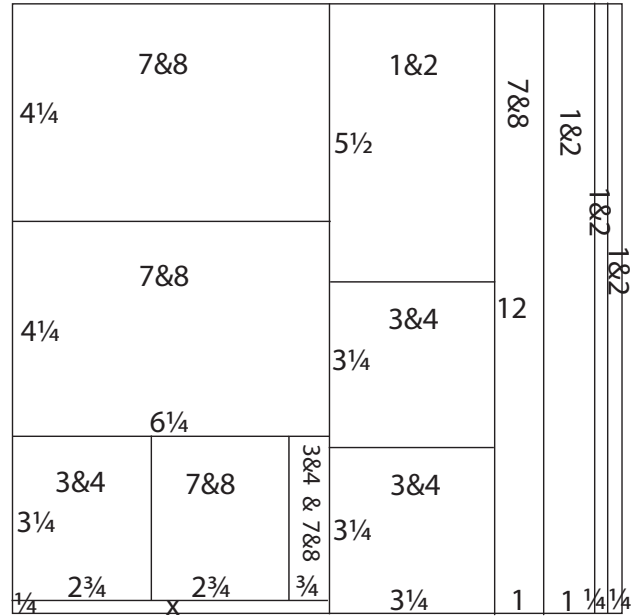
1. Trim one Clock Print at 8.5 and 4.5". Cut the 4x12 at 6". Trim the 3.5x12 at 11.25, 7.5 and 3.75".
2. Cut one Library Print at 9.5 and 3". Trim the 3x12 at 10, 8, 6 and 3".



12x12 Gold




12x12 Blue



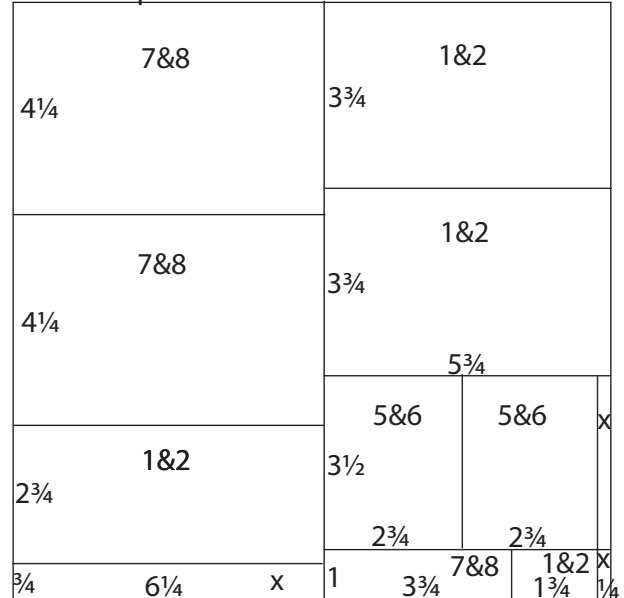
3. Trim one Gold at 10.25, 8.5 and 4.25". Cut each 4.25x12 at 6".

4. Cut one Blue at 11.75, 11.5, 10.5, 9.5 and 6.25". Trim the 6.25x12 at 11.75, 8.5 and 4.25". Cut the 3.25x6.25 at 5.5 and 2.75". Trim the 3.25x12 at 8.75 and 5.5". Tear the .75x3.25" strip in half and distribute to the assigned pockets.

12x12 Taupe Pattern



12x12 Taupe Pattern

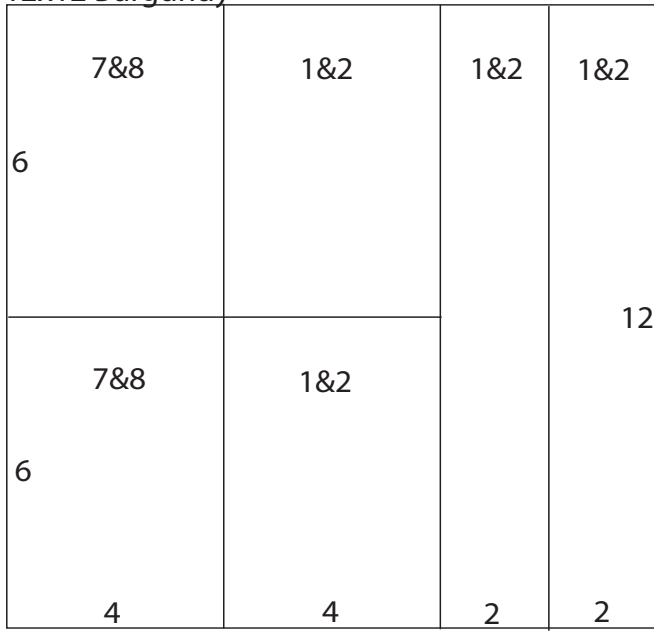


5. Cut one Taupe Pattern at 11.75, 10.5 and 6.25". Trim the 6.25x12 at 11.25, 8.5 and 4.25". Cut the 4.25x12 at 6.25".

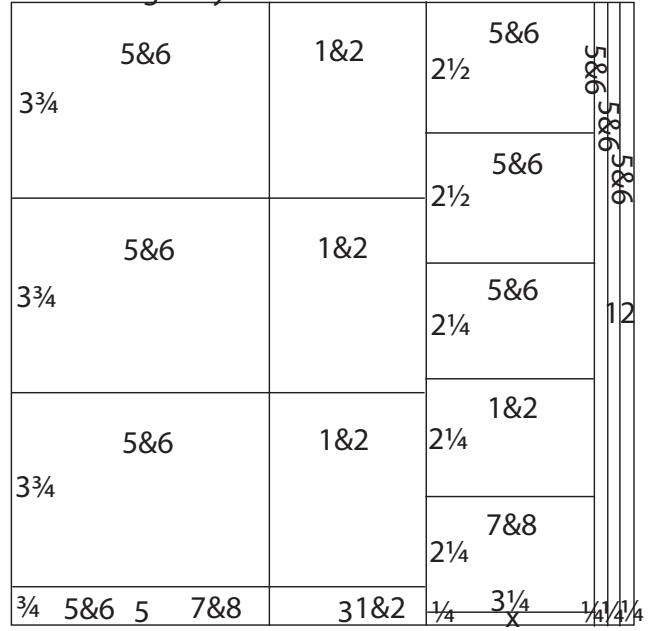
6. Trim one Taupe Pattern at 6.25". Cut the 6.25x12 at 11.25, 8.5 and 4.25". Trim the 5.75x12 at 11, 7.5 and 3.75". Cut the 3.5x5.75 at 5.5 and 2.75". Trim the 1x5.75 at 5.5 and 3.75".



12x12 Burgundy




12x12 Burgundy



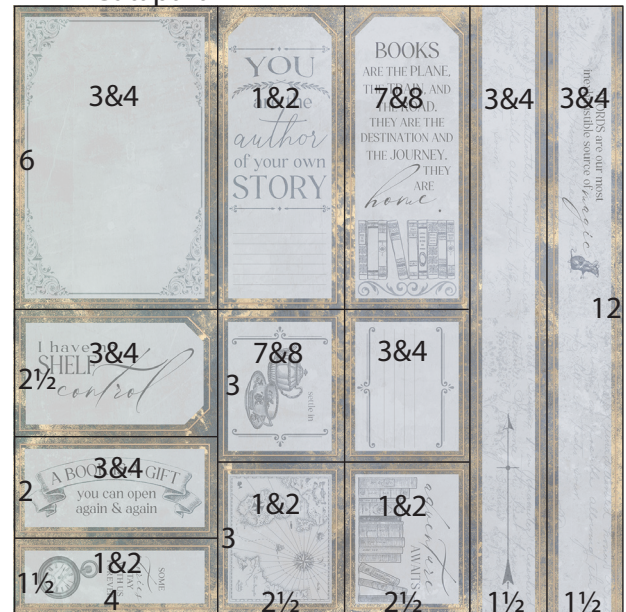
7. Trim one Burgundy at 10, 8 and 4". Cut each 4x12 at 6".

8. Cut one Burgundy at 11.75, 11.5, 11.25, 8 and 5". Trim the 5x12 at 11.25, 7.5 and 3.75". Cut the 3x12 at 11.25, 7.5 and 3.75". Trim the 3.25x12 at 11.75, 9.5, 7.25, 5 and 2.5". Tear the .75x5" strip in half and distribute to the assigned pockets.

12x12 Cutpart



12x12 Cutpart



9. Trim the Cutpart at 10.25, 8.5, 7.75, 7, 5 and 2.5". Cut one 1.75x12 at 10.5, 10.125 (10 1/8), and 9.75". (Follow the faint lines printed on the 1.75x12 to guide your trimming.)

10. Cut the Cutpart at 10.5, 9, 6.5 and 4". Trim the 4x12 at 10.5, 8.5 and 6". Cut each 2.5x12 at 9 and 6".




Layouts 1 & 2



- 12x12 Gold (LB)
- 12x12 Library Print (RB)
- 2x3 Library Print
- 3.25x5.5 Blue
- 1x12 Blue
- (2) .25x12 Blue
- 4.25x6.25 Taupe Pattern
- 2.75x6.25 Taupe Pattern
- (2) 3.75x5.75 Taupe Pattern
- 1x1.75 Taupe Pattern
- (2) 4x6 Burgundy
- (2) 2x12 Burgundy
- (3) 3x3.75 Burgundy
- 2.25x3.25 Burgundy
- Torn Burgundy Scrap
- Printed Cutaparts
- Library Card and Pocket
- Label Frame with Mini Brads
- Book Charm
- Mini Bronze Paper Clip
- Blue Ribbon

Layouts 3 & 4



- 12x12 Clock Print (LB)
- 12x12 Blue (RB)
- (2) 3x3 Library Print
- (4) 4.25x6 Gold
- (2) 1.75x12 Gold
- 2.75x3.25 Blue
- (2) 3.25x3.25 Blue
- Torn Blue Scrap
- Printed Cutaparts
- Mini Bronze Paper Clip
- Brown Ribbon
- Blue Ribbon



Layouts 5 & 6



- (2) 12x12 Green (LB & RB)
- 2x3 Library Print
- 6.5x12 Library Print
- 2.5x12 Library Print
- (2) 4.25x6.25 Taupe Pattern
- 4.25x5.75 Taupe Pattern
- (2) 2.75x3.5 Taupe Pattern
- .75x6.25 Taupe Pattern
- (3) 3.75x5 Burgundy
- (2) 2.5x3.25 Burgundy
- 2.25x3.25 Burgundy
- (3) .25x12 Burgundy
- Torn Burgundy Scrap
- Printed Cutaparts
- Library Card and Pocket
- Mini Bronze Paper Clip
- Label Frame and Mini Brads
- Green Ribbon

Layouts 7 & 8



- (2) 12x12 Brown (LB & RB)
- 4.5x12 Clock Print
- (2) 4x6 Clock Print
- (3) 3.5x3.75 Clock Print
- .75x3.5 Clock Print
- 2x3 Library Print
- (2) 4.25x6.25 Blue
- 2.75x3.25 Blue
- 1x12 Blue
- Torn Blue Scrap
- 2.75x6.25 Taupe Pattern
- (2) 4.25x6.25 Taupe Pattern
- 1.25x12 Taupe Pattern
- .25x12 Taupe Pattern
- 1x3.75 Taupe Pattern
- (2) 4x6 Burgundy
- 2.25x3.25 Burgundy
- Torn Burgundy Scrap
- Printed Cutaparts
- Book Charm
- (2) Mini Bronze Paper Clips
- Brown Ribbon

