



Assembly Line Scrapbooking

Special Edition It's a Plaid, Plaid World

Materials and Tools:

- It's a Plaid, Plaid World Special Edition Page Kit
- 12" Paper Trimmer
- Adhesive
- Tape
- 3x14" CS® Grid Ruler
- Scissors
- CS® Bookbinding Glue
- CS® Ink Applicator
- CS® Sapphire and Spruce Inks
- 1" Circle Punch
- Stapler and Staples

LB = Left Base Page
RB = Right Base Page

Measurement Conversions: .25 = 1/4"
.5 = 1/2"
.75 = 3/4"

Preparation:

Trim the White printed cutaparts into sections as indicated by the artwork. While trimming the cutaparts and papers according to the instructions, distribute the pieces to a pile or file designated for each double page spread as referenced in the diagram. If desired, punch a 1" circle from the Navy strip of printed clovers and adhere to page three.

If you do not have an item to complete the layout as shown, simply omit or substitute the item.

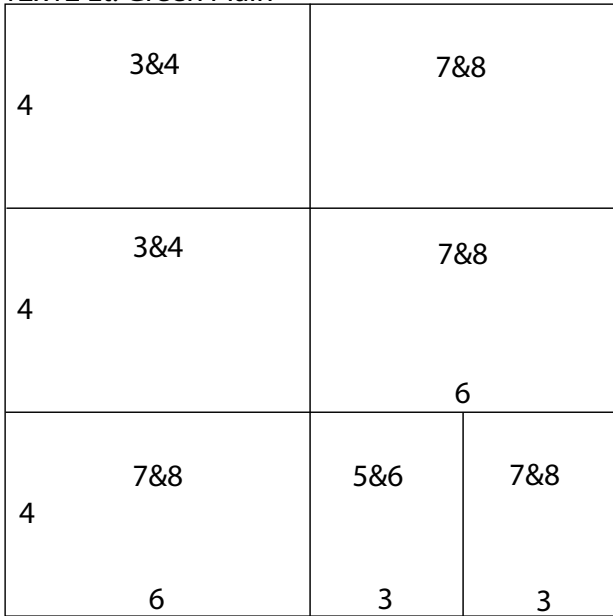
12x12 Ivory Cutapart




12x12 Ivory Cutapart



12x12 Lt. Green Plain

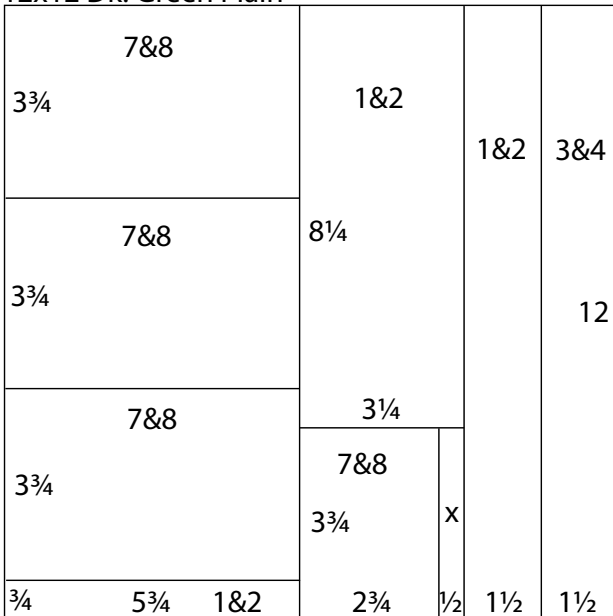


12x12 Yellow Plain




1. Trim one 12x12 Lt. Green Plain at 6". Cut each 6x12 horizontally at 8 and 4". Trim one 4x6 horizontally at 3".
2. Cut one 12x12 Yellow Plain at 10.25 and 7". Trim the 7x12 horizontally at 8.5". Cut the 3.5x7 horizontally at 5.25 and 3.5". Trim each 1.75x3.5 horizontally at 1.75".

12x12 Dk. Green Plain



12x12 Blue Plaid Print



3. Trim one 12x12 Dk. Green Plain at 10.5, 9 and 5.75". Cut the 5.75x12 horizontally at 11.25, 7.5 and 3.75". Trim the 3.25x12 horizontally at 8.25". Cut the 3.25x3.75 vertically at 2.75".
4. Cut one 12x12 Blue Plaid Print at 10 and 7".




Layouts 1 & 2



- 12x12 Lt. Green Plain (LB)
- 12x12 Green Plaid Print (RB)
- (3) 4.25x6.25 Blue Photo Mats
- 4.25x6.25 Lt. Green Photo Mat
- 1.5x12 Dk. Green Plain
- 3.25x8.25 Dk. Green Plain
- .75x5.75 Dk. Green Plain
- White Cutaparts
- Silver Horseshoe Charm
- Green/White Twine
- Kraft Clover Tag

Layouts 3 & 4



- (2) 12x12 Blue Plains (LB & RB)
- (2) 4.25x6.25 Yellow Photo Mats
- (2) 4.25x6.25 Lt. Green Photo Mats
- (2) 4x6 Lt. Green Plains
- 3.5x3.5 Yellow Plain
- 1.75x1.75 Yellow Plain
- 3x12 Blue Plaid Print
- 2x12 Blue Plaid Print
- 1.5x12 Dk. Green Plain
- White Cutaparts
- Silver Horseshoe Charms
- Blue Grosgrain Ribbon
- Green/White Twine
- Kraft Clover Tag

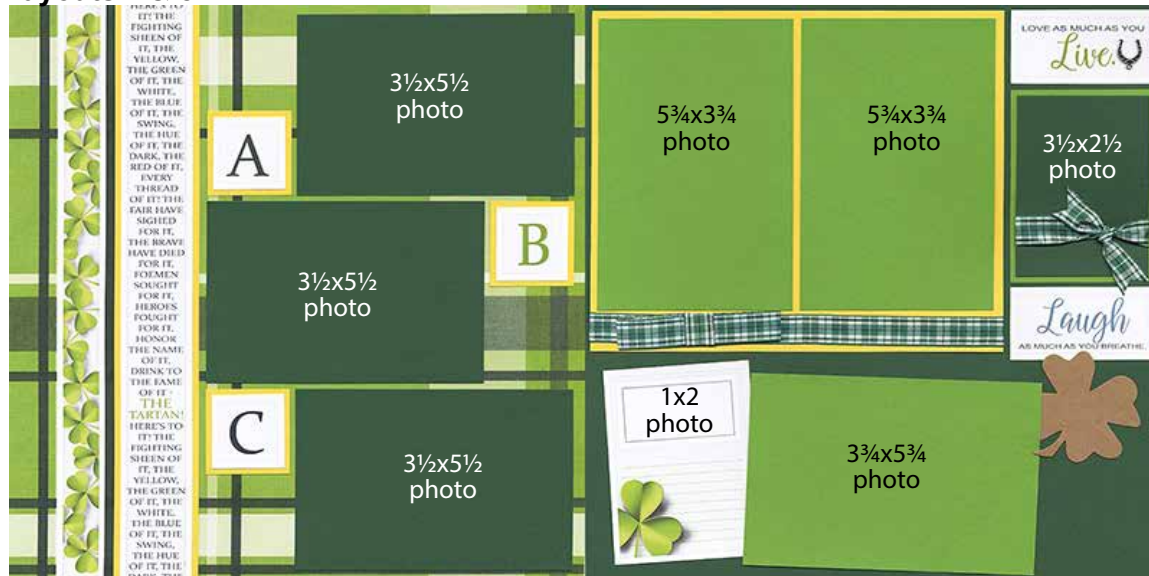


Layouts 5 & 6



- 12x12 Yellow Plain (LB)
- 12x12 Blue Plaid Print (RB)
- (3) 4.25x6.25 Dk. Green Photo Mats
- 4.25x6.25 Yellow Photo Mat
- 3x4 Lt. Green Plain
- 3.25x12 Yellow Plain
- 7x12 Blue Plaid Print
- White Cutaparts
- Silver Horseshoe Charm
- Kraft Clover Tag
- Blue Grosgrain Ribbon
- Plaid Stencil

Layouts 7 & 8



- 12x12 Green Plaid Print (LB)
- 12x12 Dk. Green Plain (RB)
- (3) 4x6 Lt. Green Plains
- 3x4 Lt. Green Plain
- 1.75x12 Yellow Plain
- 7x8.5 Yellow Plain
- (3) 1.75x1.75 Yellow Plains
- (3) 3.75x5.75 Dk. Green Plains
- 2.75x3.75 Dk. Green Plain
- White Cutaparts
- Plaid Ribbon
- Kraft Clover Tag
- Silver Horseshoe Charm

