



## October 2012 Club Scrap® JR Peacock

### Materials:

- Peacock CS® JR Kit

### Tools and Supplies:

- 12" Paper Trimmer
- Adhesive
- 3x13" CS® Grid Ruler
- CS® Bookbinding Glue
- CS® Lagoon Ink and Ink Applicator

### Measurement Conversions:

.25 =  $\frac{1}{4}$ "  
.5 =  $\frac{1}{2}$ "  
.75 =  $\frac{3}{4}$ "

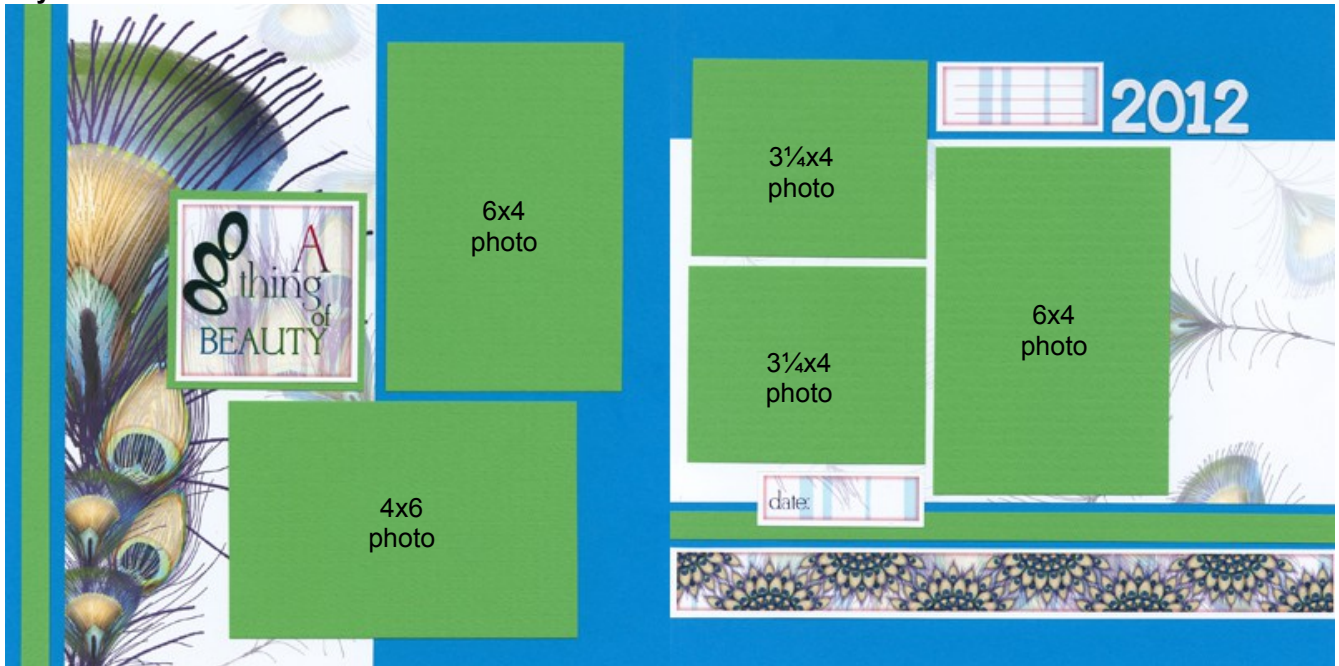
LB = Left Base Paper

RB = Right Base Paper

**Preparation:** Use a paper cutter or craft knife and cutting mat to trim the White printed cutaparts into sections as indicated by the artwork.



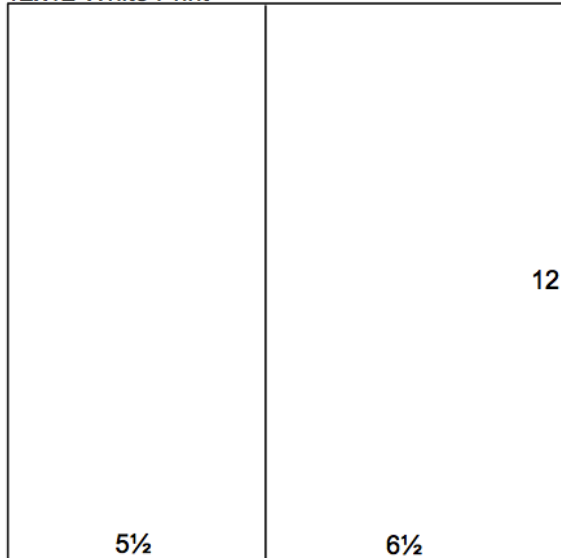
Layout 1 & 2



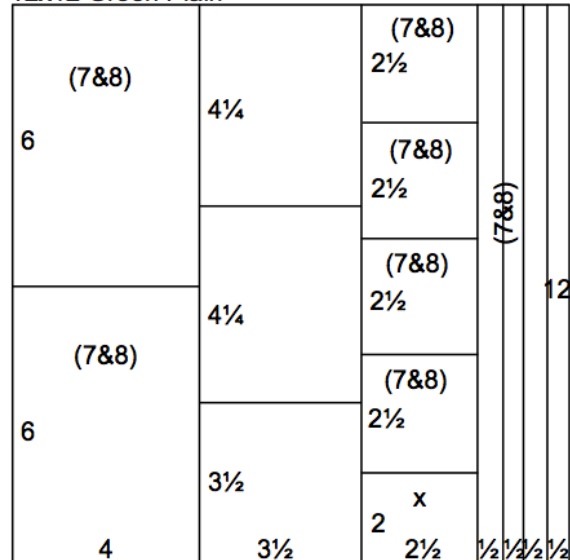
- (2) 12x12 Blue Plains (LB & RB)
- 12x12 White Print
- 12x12 Green Plain
- (3) 4.25x6.25 Green Photo Mattes
- White Cutaparts
- Sequins
- Chipboard Alphabet Stickers

1. Place the 12x12 White Print right side up into the trimmer. Cut at 5.5".
2. Trim the 12x12 Green Plain at 11.5, 11, 10.5, 10, 7.5 and 4". Cut the 4x12 horizontally at 6". Trim the 3.5x12 horizontally at 8.5 and 4.25". Cut the 2.5x12 horizontally at 10, 7.5, 5 and 2.5".


12x12 White Print



12x12 Green Plain



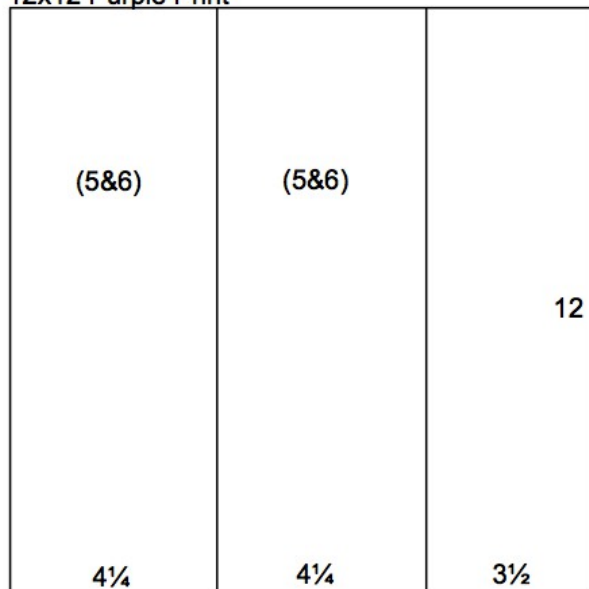
**Layout 3 & 4**



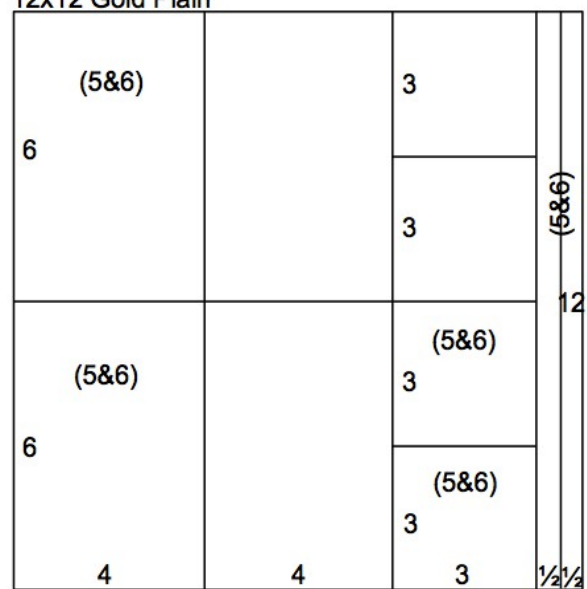
- (2) 12x12 Purple Prints (LB)
- (2) 12x12 Gold Plains (RB)
- (3) 4.25x6.25 Red Photo Mattes
- White Cutaparts
- Sequins

1. Place one 12x12 Purple Print right side up into the trimmer. Cut at 8.5 and 4.25".
2. Trim one 12x12 Gold Plain at 11.5, 11, 8 and 4". Cut each 4x12 horizontally at 6". Trim the 3x12 horizontally at 9, 6, and 3".

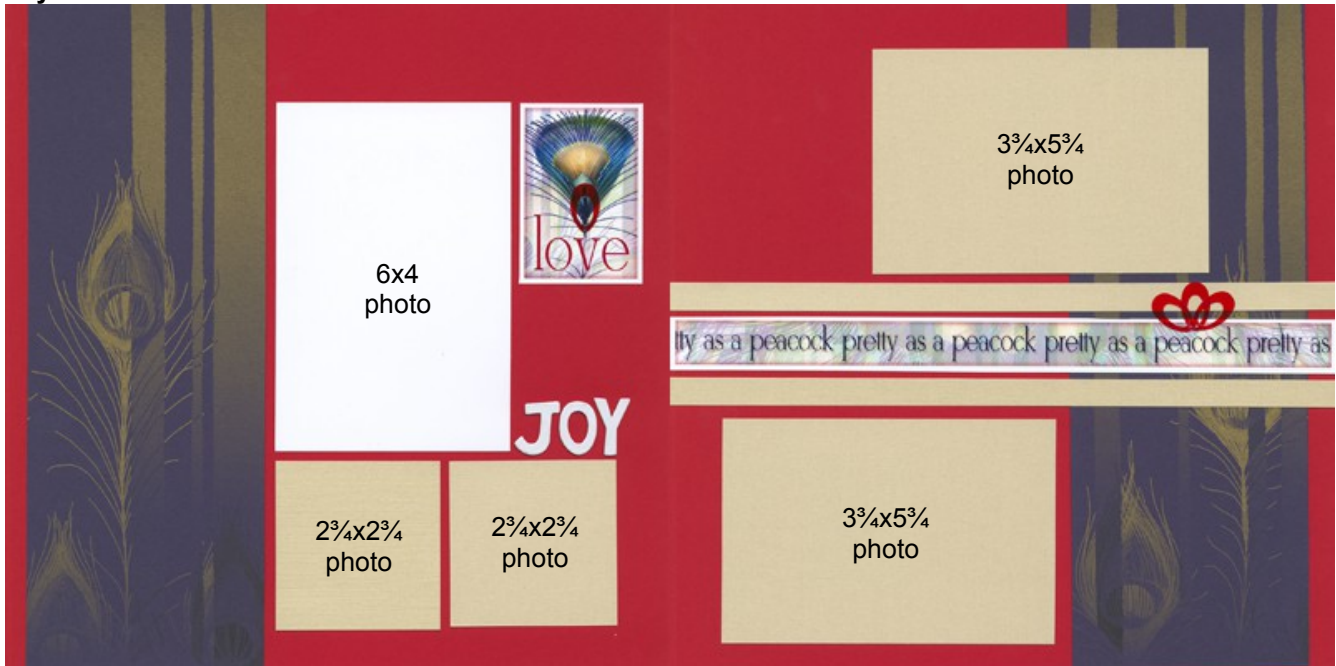
**12x12 Purple Print**



**12x12 Gold Plain**



Layout 5 & 6



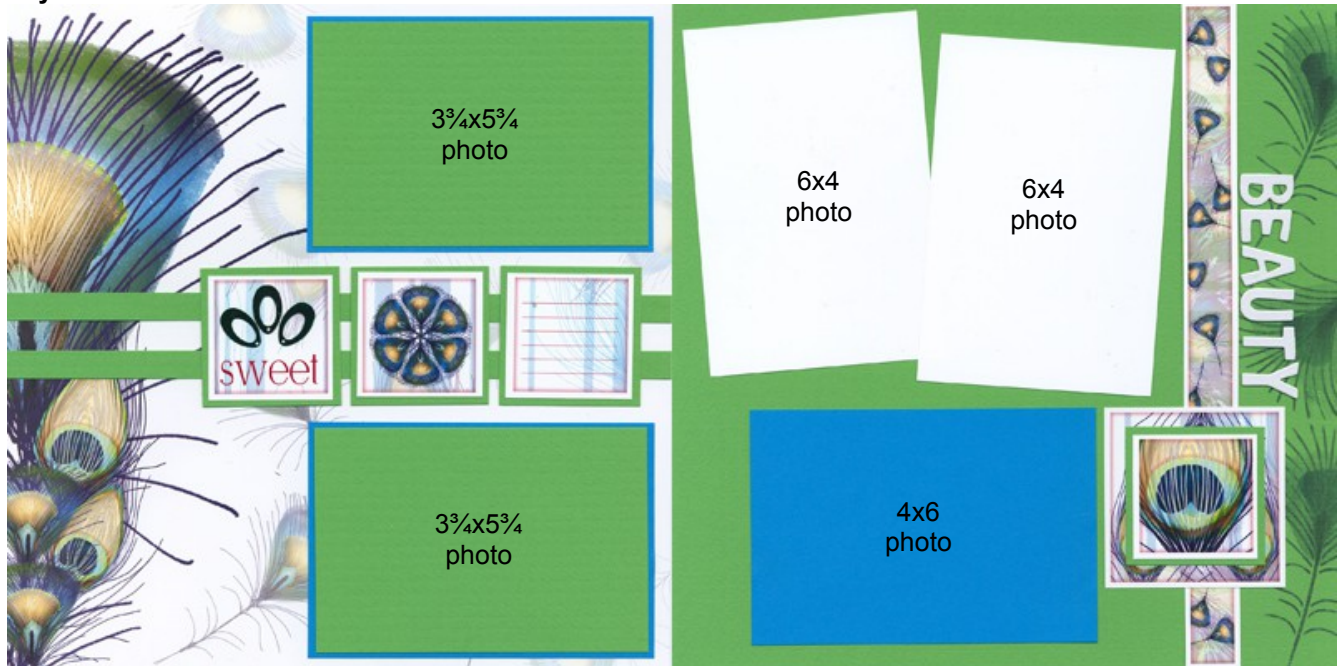
- (2) 12x12 Red Plains (LB & RB)
- (2) 4.25x12 Purple Prints (From 3&4)
- (2) 4x6 Gold Plains (From 3&4)
- (2) .5x12 Gold Plains (From 3&4)
- (2) 3x3 Gold Plains (From 3&4)
- 4.25x6.25 White Photo Matte
- White Cutaparts
- Sequins
- Chipboard Alphabet Stickers

1. No cutting required for this layout.





Layout 7 & 8



- 12x12 White Print (LB)
- 12x12 Green Plain (RB)
- (2) 4x6 Green Plains (From 1&2)
- (4) 2.5x2.5 Green Plains (From 1&2)
- (2) .5x12 Green Plains (From 1&2)
- (2) 4.25x6.25 White Photo Mattes
- (3) 4.25x6.25 Blue Photo Mattes
- White Cutaparts
- Sequins
- Chipboard Alphabet Stickers
- Stencil

1. Your lucky day! Assemble away . . .

