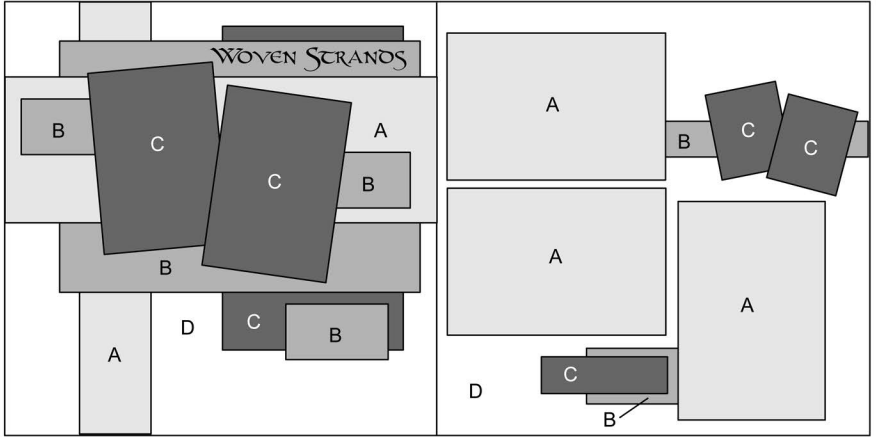




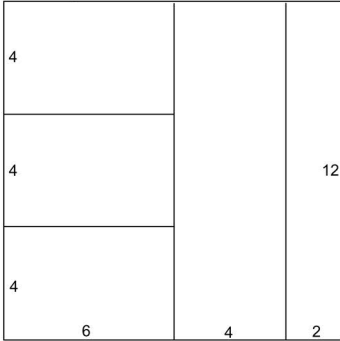
# WOVEN STRANDS

Layout Formula

Use contrasting printed and plain papers to create interest with layering on the left side of the layout while keeping things simple at right. Smaller elements are perfect for adding captions, stamped sentiments and titles.



8½x11 Paper A




## Gather

- 12x12 Paper A
- 8.5x11 Paper B
- 8.5x11 Paper C
- (2) 12x12 Paper D

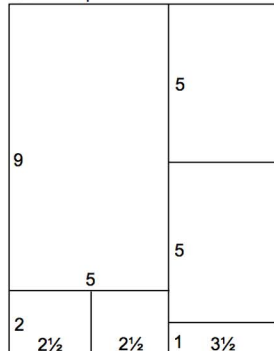
1. Trim Paper A at 10 and 6". Cut the 6x12 horizontally at 8 and 4.

2. Cut Paper B vertically at 7. Trim the 7x11 horizontally at 10. Cut the 1.5x11 horizontally at 8.25, 5.5 and 2.75".

8½x11 Paper B



8½x11 Paper C



3. Trim Paper C vertically at 5". Cut the 5x11 horizontally at 9". Trim the 2x5 horizontally at 2.5". Cut the 3.5x11 horizontally at 10 and 5".