




# Assembly Line Cardmaking

## May 2016 Creative License

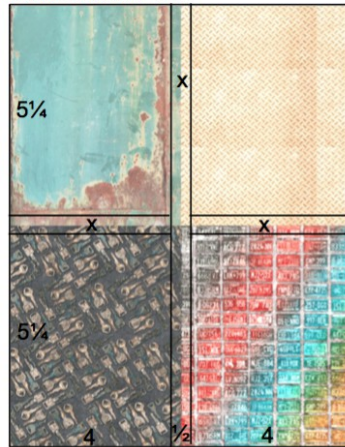
Trimming instructions for the *Creative License* Club Stamp paper collection:  
(Makes 14 cards.)

8½x11 Off White Plain, Aqua Plain, Lt. Gray Print, (2) Yellow Plains and (2) Dk. Gray Plains



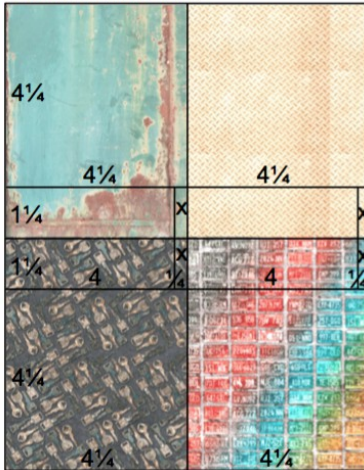
1. Score one 8.5x11 Off White Plain, one Lt. Gray Print, one Aqua Plain, (2) Yellow Plains and (2) Dk. Gray Plains vertically at 4.25". Trim horizontally at 5.5". Fold each 5.5x8.5 in half on the score line.

8½x11 Quad Print




2. Trim one 8.5x11 Quad Print vertically at 4.5 and 4". Trim each 4x11 horizontally at 5.75 and 5.25".

8½x11 Quad Print



3. Trim one 8.5x11 Quad Print vertically at 4.25". Cut each 4.25x11 horizontally at 6.75, 5.5 and 4.25". Trim each 1.25x4.25 horizontally at 4". Create a Turkish Map Fold from each 4.25x4.25 piece. (Click [HERE](#) for folding instructions.)

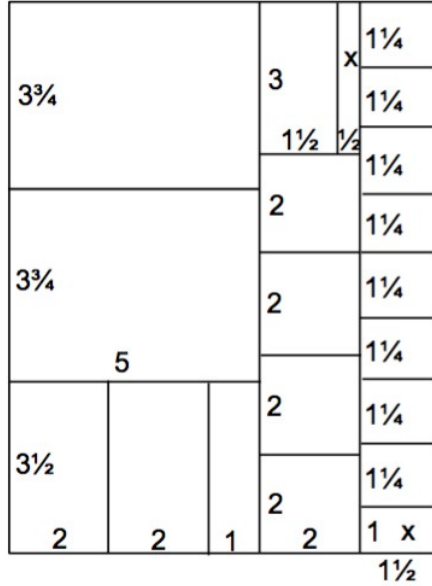
8½x11 Chrome Plain and Lt. Gray Print



4. Trim one 8.5x11 Chrome Plain and one Lt. Gray Print vertically at 8 and 4". Cut each 4x11 horizontally at 10.5 and 5.25". Trim the .5x11 horizontally at 5.5".

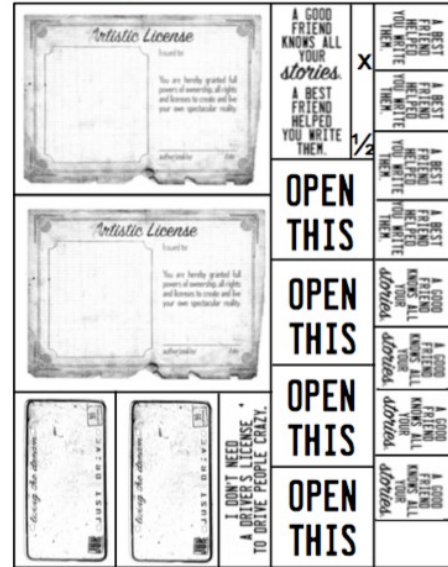


8½x11 Off White Plain

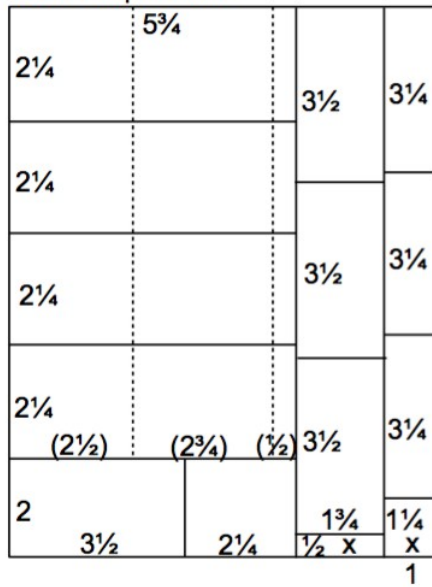


5. Trim one 8.5x11 Off White Plain vertically at 7 and 5". Cut the 5x11 horizontally at 7.5 and 3.75". Trim the 3.5x5 horizontally at 4 and 2". Cut the 2x11 horizontally at 9, 7, 5, and 3". Trim the 2x3 vertically at 1.5". Cut the 1.5x11 horizontally at 10, 8.75, 7.5, 6.25, 5, 3.75, 2.5 and 1.25". Stamp the trimmed panels as indicated by the diagram at right.

8½x11 Off White Plain

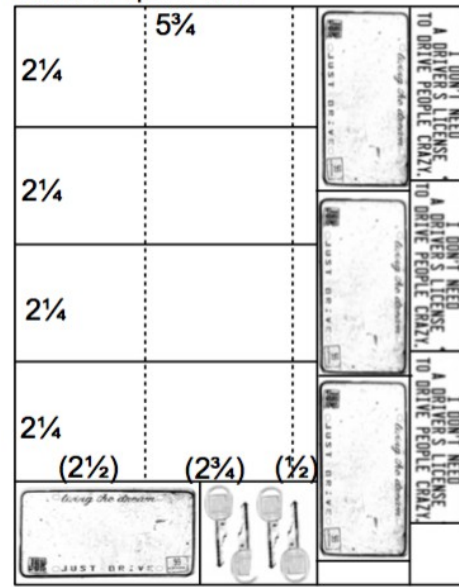


8½x11 Aqua Plain



6. Trim one 8.5x11 Aqua Plain vertically at 7.5 and 5.75". Cut the 5.75x11 horizontally at 9, 6.75, 4.5 and 2.25". Trim the 2x5.75 horizontally at 3.5". Cut the 1.75x11 horizontally at 10.5, 7 and 3.5". Trim the 1x11 horizontally at 9.75, 6.5 and 3.25". Score each 2.25x5.75 horizontally at 2.5 and 5.25". Stamp the trimmed panels as indicated by the diagram. Turn the scored pieces into matchbooks to house the Turkish Map Fold papers.

8½x11 Aqua Plain



Click [HERE](#) for more detailed assembly information, or visit [clubscrap.com/0516alcm](http://clubscrap.com/0516alcm)

