

Reliable Module Manufacturer more than 20 years




FE60-166M Transparent

High Efficiency Low LID Bifacial PERC with Half-cut Technology

NEW

360W / 365W
370W / 375W / 380W



Module Efficiency :
20.9%
NO. of Cells:
120 (6 x 20)
Weight:
19.5kg
Dimensions:
1755mmx1038mmx35mm



Jiangsu Xiehang New Energy Intelligent Equipment Co.Ltd

Factory: HT FELLOW ENERJI A. .
Address: PINAR ORG.SAN.BÖLGEsi OSB 2.BÖLGE 83221 NOLU
CD.NO:28 Gaziantep
Factory: CHEN GUNES ENERJISI SANAYI VE TICARET LIMITED
SIRKETI
Address: DERI OSB MAH.KUMPAS CAD DESEN SOK.NO:8 TUZLA
ISTANBUL



Half cut cell technology can reduce the internal power loss and improve component overall power.Excellent heat dissipation avoids hot spot production.Low LID Bifacial PERC with Half-cut Technology



9BB The optimized number and width of main gate lines, Maximize the light receiving area of components and Reduce component power consumption

12Ys

Products Warranty



Designed for high voltage systems of up to 1500 VDC, increasing the string length of solar systems and saving on BOS costs

30Ys

Warranty on power output



All the modules are sorted and packaged by amperage, reducing mismatch losses and maximizing system output.

EL

Microcrack resistant highperformance transparent backsheet structure enhance reliability,triple EL tested of high quality control.



Entire module certified to with stand extreme wind (2400 Pa)and snow loads (5400Pa)

5W

Positive tolerance 0/+5W guaranteed

PID

PID Resistant

Comprehensive and first-rate certification system

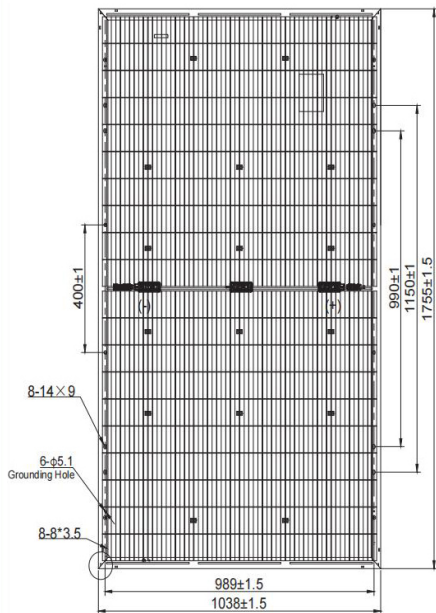
IEC61215 : 2016,IEC61730 : 2016 Latest Standard and UL 61730 Latest Standard, ISO9001 ISO14001 and ISO45001, meeting the highest international standards Strict quality control



*Copyright@2022V1 Plus Specifications are subject to change without further notification

FELLOWPLUS+

Engineering Drawing



Electrical Characteristics (STC)

Module Type	FE60-166M				
Maximum Power(Pmax)	360W	365W	370W	375W	380W
Open Circuit Voltage(Voc)	41.1V	41.3V	41.5V	41.6V	41.7V
Short Circuit Current(Isc)	11.53A	11.63A	11.72A	11.85A	11.98A
Maximum Power Voltage(Vmp)	33.7V	33.9V	34.1V	34.2V	34.3V
Maximum Power Current(Imp)	10.69A	10.77A	10.86A	10.98A	11.09A
Module Efficiency(%)	19.8%	20.0%	20.3%	20.6%	20.9%
Power Tolerance	0 ~ +5W				
Maximum System Voltage	1500V DC(IEC)				
Maximum Series Fuse Rating	20A				
Operating Temperature	-40 TO +85				

*STC : AM=1.5, Irradiance 1000W/m², module temperature 25

Electrical Characteristics(NMOT)

Module Type	FE60-166M				
Maximum Power(Pmax)	267W	271W	275W	279W	283W
Open Circuit Voltage(Voc)	38.8V	39.0V	39.2V	39.4V	39.6V
Short Circuit Current(Isc)	9.30A	9.39A	9.48A	9.58A	9.65A
Maximum Power Voltage(Vmp)	31.8V	32.0V	32.2V	32.4V	32.6V
Maximum Power Current(Imp)	8.40A	8.47A	8.54A	8.61A	8.68A

*STC : Irradiance 800W/m², ambient temperature 20 , wind speed 1m/s

BIFACIAL REAR SIDE POWER GAIN

Electrical characteristics with different rear side power gain for reference(reference to 380W front)

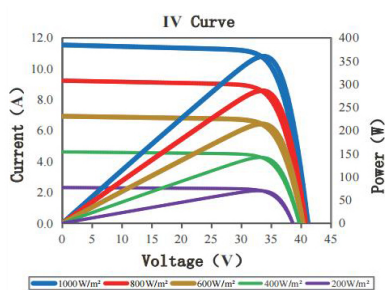
Module	FE60-166M	Bifaciality:70±5%			
Maximum Power	Pmax Gain	Voc/V	Isc/A	Vmp/V	Imp/A
399W	5%	41.70	12.58	34.6	11.53
418W	10%	41.70	13.17	34.6	12.15
437W	15%	41.70	13.77	34.6	12.70
456W	20%	41.70	14.37	34.6	13.26
475W	25%	41.70	14.98	34.6	13.80

*bifacial gain:the additional gain from the rear side compared to the power of the front side at the standard test condition.

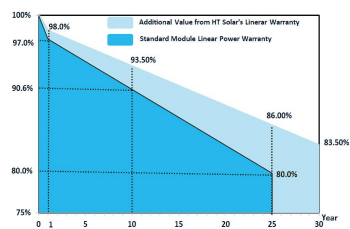
It depends on mounting(structure,height,tilt angle etc.)and abledo of the ground.

Temperature Coefficient of Pmax	Y(Pm)	- 0.3062%/
Temperature Coefficient of Voc	(Voc)	- 0.2444%/
Temperature Coefficient of Isc	(Isc)	- 0.0650%/
Solar Cells	Monocrystalline 166 x 83mm	
No.of Cells	120(6x20)	
Dimensions	1755mmx1038mmx35mm	
Weight	19.5kg	
Front Glass	High transmission tempered glass	
Frame	Anodized aluminum alloy	
Junction Box	IP68	
Cable	4mm2(IEC)Length: (+)400mm, (-)200mm/length can be customized	
Connectors	MC4/MC4 Compatible	
Packaging Configuration	31 pcs/box: 858pcs 40'HQ Container	

· IV Curves



· Warranty



12-year product warranty
30-year warranty on power output
Specific information is referred to the product quality guarantee

*The module recycling should be carried out by the professional institutions at the end of module life cycle

*Copyright@2022V1 Plus Specifications are subject to change without further notification