

DETOUR GEL RAT REPELLENT INSTRUCTIONS


DETOUR GEL RAT REPELLENT uses organic capsaicin (hot chili pepper extract) as the active ingredient. Capsaicin works by irritating nerve-endings. Imagine the irritation one feels by eating hot chili peppers or by rubbing hot chili peppers on the skin. This is the same effect rats and mice feel when they encounter Detour Gel Rat Repellent.

Detour Gel Rat Repellent is a contact repellent and as such must come in direct physical contact with the rodent. The capsaicin is carried in a thickened food-grade mineral oil which is safe enough to eat yet will not harm humans or pollute the environment.

Detour Gel Rat Repellent repels rodents by irritating the senses which causes the animals to want to leave the immediate area. Detour Gel Rat Repellent trays work without poisons or baits. Place the trays in areas where rats and mice will make physical contact with the gel.

Detour Gel Rat Repellent will help remove rats and mice out of the area when it is used as directed.

Separate the two Detour Gel Rat Repellent trays from each other creating two separate trays. Be sure to spread the gel evenly if necessary with a putty knife, brush or spatula.




⚠ CAUTION! DO NOT TOUCH

Contains Food Grade Skin Irritant. If product touches skin, wash immediately with soap and water. If contact is made with eyes, flush immediately with water.

**Bio-Repellent Scientific Industries | Email: detourgel@twc.com
Website: www.detourgel.com**

(INSTRUCTIONS CONTINUED)



Place Detour Gel Rat Repellent trays in areas where rats and mice will likely cross over them as they move from hiding places to feeding areas. Best locations are along walls, runways, gnawed openings and near burrows where rodents are most likely to travel. Place Detour Gel Rat Repellent trays around areas where rodents may enter like both sides of doors and holes in walls. Use snap and glue traps between Detour Gel Rat Repellent trays.

Detour Gel Rat Repellent trays can be used with or without bait attractants. To use an attractant, place the rodent's favorite food right on top of the Detour Gel in the center of the tray. In this case, we have used peanuts for rats. For rats and mice, chocolate candy bars, fresh fruit or nuts.

To increase effectiveness, block passageways to force rodents to travel directly over the Detour Gel Rat Repellent trays. When placing the trays on sites such as ledges, pipes, poles, etc., secure by wiring or taping in place to ensure rodents will contact the product but will not knock the Detour Gel Rat Repellent trays off the ledge.

Place Detour trays 5 to 12 feet apart depending on infestation level. Detour Gel remains effective wet or dusty.

In greater rat infestation cases, we recommend using additional trays or purchasing a 10-ounce tube of Detour Gel for Rats. Please refer to the video links on Application of Detour Rats at www.detourgel.com

If accidental contact is made with the product, remove with soap and water or cleaning wipes as soon as possible. Keep product off skin and away from the eyes.



Bio-Repellent Scientific Industries

The Ultimate Pest Control Solutions

Battle-Tested Worldwide | 100% Non-Toxic Ingredients | EPA-Registered Products

DETOUR GEL FOR RATS

**FOR USE ONLY IN RODENT CONTROL BY PROFESSIONAL OPERATORS FOR
INTERNAL AND EXTERNAL USE**

Contains: .0357% Capsaicin

NOT FOR SALE OR SUPPLY: FOR USE BY PROFESSIONAL PEST CONTROL OPERATORS

DIRECTIONS FOR USE

FOR USE ONLY IN RODENT CONTROL PROGRAMS

Wear gloves and any other suitable personal protective equipment. Apply as a thick smear to entrance holes and runs (pipes, girders, etc.) in sufficient quantity to ensure that rodents are unable to avoid it. Gel must be placed only in situations where there is no ready access to occupants (in wall cavities and under floors). Gelled locations should be protected from the prevailing weather and from access to non-target species, particularly children and domesticated animals. Inspect at appropriate intervals, and replenish as necessary. May be applied in conjunction with trapping equipment as well.

PRECAUTIONS

USE AS DIRECTED. READ ALL INSTRUCTIONS BEFORE USE

To avoid risks to man and the environment, comply with the instructions for use. Prevent access by children, birds, and non-target animals (particularly dogs, cats, pigs and poultry).

WASH HANDS AND EXPOSED SKIN before meals and after use. Do not place where food, feed, or water could become contaminated. Keep container tightly closed. Keep only in the original container.

KEEP IN A SAFE PLACE. Keep out of the reach of children. In case of accident or if you do not feel well seek professional medical advice immediately (show the label if possible). Keep away from food, drink and animal feeding stuffs. Avoid all contact by mouth. This material and its container must be disposed of according to proper waste segregation and disposal procedures for pesticides.

**READ ALL PRECAUTIONS BEFORE USE.
STORE IN A COOL, DRY PLACE**

DETOUR GEL FOR RATS: USAGE PROTOCOL

This product is supplied in a 10-ounce tube and should be applied with a standard caulking gun.

DETOUR GEL FOR RATS works by modifying rodent behavior so that they leave the vicinity where the product has been applied.

DETOUR GEL FOR RATS is the first rodent control product that uses rodents as part of the delivery system, carrying the product back to the harborage sites.

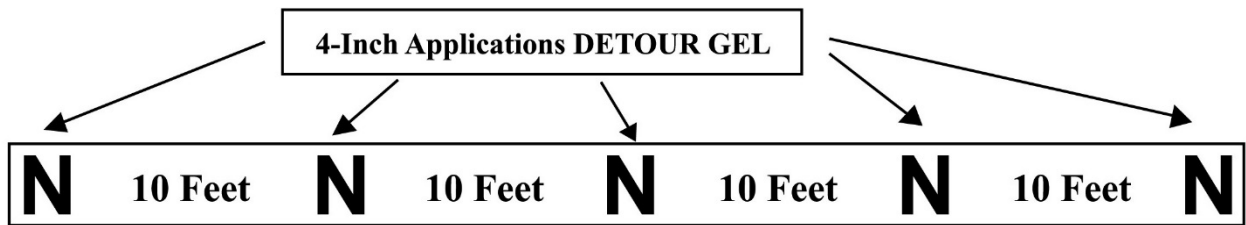
During the first 1-3 days after application, the rodents' flight response is triggered, and they attempt to leave the area using urine and odor trails in conjunction with a kinesthetic response. This means rodents may be seen more frequently for this short period in areas where the product has been applied.

During this period, the rodent will be disoriented and distracted to a point where any learned behavior such as bait shyness and trap shyness are compromised. **DETOUR GEL FOR RATS** elicits a stress response that makes the rodent vulnerable, enhancing rodent trapping programs. Therefore, during the treatment, traps should be employed in sufficient numbers dependent on the area and infestation size.

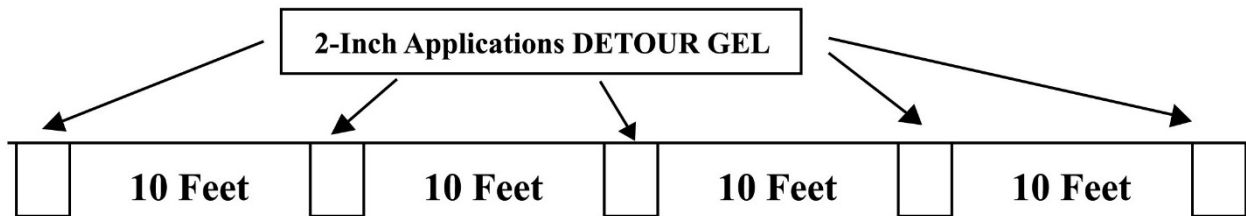
DETOUR GEL FOR RATS must be used in a way that will maximize the chances of a rodent coming into contact with it during its foraging.

TYPICAL USAGES FOR THIS PRODUCT

- Internal holes that rodents have passed or could pass through. Do not use the product to seal the hole but to line the bottom in a 1.5-inch (4cm) strip running from back to front. These holes should be sealed at the end of the program.
- Where rodents are running along the top of a wall, along a girder or ledge use the zigzag style of application for up to 4 inches (10cm) across the width of the surface. The intervals between applications should be 10 feet (3m).



- Where mice run along the wall floor junction, apply in a square pattern in which each square has sides of 2 inches (5cm) with one side along the wall/floor junctions; two square-style applications every 10 feet (3m).



- In voids under seating or similar which provide mice with an open area to run in, use the square application pattern, or if there is one side where mice will have to come from then use in a zigzag configuration.
- In open locations both internal and external, **DETOUR GEL FOR RATS** can be used inside bait boxes to protect it. Apply directly to the center of the internal run channel in a zigzag configuration. Leave a $\frac{3}{4}$ inch (2cm) gap at either end of the run channel. **DETOUR GEL FOR RATS should only be used in boxes where there are no other means of protecting the product.**

KEY POINTS TO REMEMBER

- Must only be used in protected areas
- Should be used in conjunction with a trapping program
- Must be applied throughout the whole premises, concentrating in areas where there are signs/evidence of rodent activity.
- Traps must be placed in areas of known activity and in the rooms/areas surrounding this.
- Proofing must be completed on the last visit of the treatment program when the extra traps must be removed.

RESTRICTIONS

- **DETOUR GEL FOR RATS** should not be used where there is a risk that it will contaminate food or food contact surfaces.
- This product should not be deployed in such a way that children and pets can come into contact with it.
- When using this product thought must be given to cleaning schedules. Place in locations which are protected from regular cleaning, or reapplication will be necessary.
- If used directly on porous surfaces such as brick work, first seal the surface with a thin covering of silicone and allow this to dry before applying **DETOUR GEL FOR RATS** on top. You can also apply **DETOUR GEL FOR RATS** on a plastic strip or vinyl tile which will serve as a barrier.



Nonfood Compounds
Program Listed ~~XXXX~~ (F2,F3)
(Registration ~~XXXXX~~ 161390)

- EPA REGISTRATION NUMBER: 84418-1
- U.S. PATENT NUMBER: 10,085,446