

PIGNX BIRD REPELLENT GEL


PIGNX BIRD REPELLENT GEL is a long-lasting, non-poisonous bird repellent for use on ledges, sills, beams, rafters and hundreds of other indoor and outdoor locations where “nuisance birds” alight or roost. **PiGNX** is supplied in ready-to-use plastic dish containers. These should be affixed to surfaces with commercially available silicone adhesive or other suitable and removeable adhesives. When applied according to instructions, **PiGNX** can effectively discourage pigeons, starlings, sparrows and other nuisance birds from roosting on or returning to a treated area.




INSTALLATION GUIDELINES

1. Clean site thoroughly
2. For pigeons, place dishes as shown below.


Nesting Sites: 6 in. maximum spacing



Night Roosting Sites: 8 in. maximum spacing



Dry Roosting Sites: 10 in. maximum spacing



APPLICATION DIRECTIONS

Remove covers from dishes and affix dishes to dry surfaces with silicone or another removable adhesive.

For feral pigeons, dishes should be spaced (center-to-center) as follows:

- **Nesting sites:** 6 inches
- **Night roosts:** 8 inches
- **Day roosts:** 10 inches

General guidelines for spacing of dishes for other species of birds are:

- **Gulls** 12 inches
- **Corvids (crows, magpies)** 10 inches
- **Starling** 8 inches

Pesticide Storage

Wastes resulting from the use of this product must be disposed of at an approved waste disposal facility. DO NOT waste product with haphazard applications, instead, be systematic: Clean the surface before applications; remove dead birds, nets, etc., then wire brush or scrape the surface to remove dust, dirt, droppings, loose paint, etc. Cover exposed gel in dishes to prevent spreading prior to disposal.

Container Handling

These are non-fillable containers. Do not reuse or refill containers. Avoid contamination of food or livestock feed. Offer for recycling if available.

CAUTIONARY STATEMENTS FOR CLEANING STRUCTURE SURFACES PRIOR TO TREATMENT



Wear protective eyewear and face mask or respirator to avoid inhaling bird feces, nesting materials, feathers and dead birds while cleaning structure surfaces before placing PiGNX Bird Repellent Gel containers. Wash skin and clothing after cleaning bird debris and before eating or drinking. Do not touch or rub eyes while or after handling PiGNX Bird Gel.

For PiGNX Bird Repellent Gel to be most effective, bird nesting materials, feces, feathers and dead birds must be removed prior to application of the PiGNX Bird Repellent Gel containers. To reduce potential exposure to diseases from bird debris, persons that clean or remove bird debris should wear waterproof gloves and appropriate "personal protective equipment" (PPE) for dust and aerosol mist protection while cleaning areas to be treated. Thoroughly clean surfaces, including confined spaces such as building attics and other protected areas where birds roost or nest.

The following PPE should be used during the cleaning process when cleaning may result in exposure, especially respiratory exposure:

- Long-sleeved shirt and long pants. Wash thoroughly after use or wear disposable outer clothing such as Tyvek disposable coveralls or suits. Wash separately from other laundry.
- Waterproof gloves or disposable waterproof gloves.
- Rubber boots or other disposable waterproof foot protection.
- To make application safer and faster, obtain respirators meeting NIOSH standards of at least N-95, R-95 or P-95 rubber (or other nonferrous material) gloves, nonskid soled shoes, hard hats, safety glasses or goggles, wire brushes, shovels, brooms and paint sprayers.
- Keep shellac, white glue or silicone solution on hand for sealing porous surfaces prior to application.

Use a biocide or hot water and detergent to wet surfaces where feces are present and could cause generation of airborne dust. Allow cleaned surfaces to dry prior to treatment. When cleaning large amounts of bird debris, workers should be fully aware of the possible health risks involved. Persons with compromised immune systems should avoid the cleaning operation.

If pressure-washers are used to strip off dried feces, dust and aerosol control measures, such as containing the area with plastic sheeting, should be taken. Wetting down the work area will prevent inhalation, reduce the risk of disease from bird feces and debris, and will also help prevent the spread of dust and aerosols. An alternative to use of a pressure washer is to soak the feces and debris with water then use a shovel to remove them. The wet material should be collected in heavy-duty plastic trash bags or some other type of secure container and discarded with trash.

EPA Registration Number: 84418-1
EPA Establishment Number: 085002-CA-001

PiGNX®

Bio-Repellent Scientific Industries/PiGNX
www.biorepellentscientific.com

