



CANADA: [WWW.CLUBCARD.CA](http://WWW.CLUBCARD.CA)  
USA: [WWW.CLUBCARDPRINTING.COM](http://WWW.CLUBCARDPRINTING.COM)


## FIND US ONLINE



# TYPES OF BUSINESS CARD SLITS



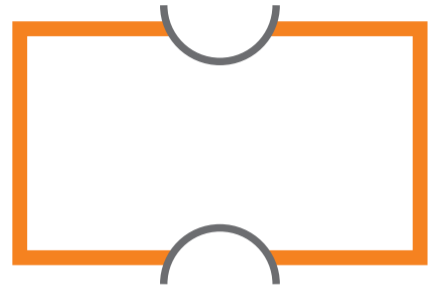
Standard Two Slits



Standard Four Corner Slits



Hockey Slits




Half Moon Slits




2 Standard Two Slits On One Pocket



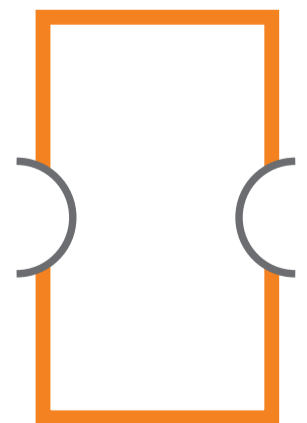
2 Hockey Slits On One Pocket



Standard Two Corner Vertical



Standard Four Corner Vertical



Half Moon Vertical



**CLUBCARD PRINTING**  
**3" RIGHT POCKET PRESENTATION FOLDER**  
**FILE SIZE:** 15.21" x 15.5"  
**FINISHED SIZE:** 9" x 12"

— **BLEED** - Graphics and backgrounds that come right to the edge of the trimmed cards must extend past the trim line by 1/8" on each edge.

- - **TRIM LINE** - The final trim size of your cards ordered.

— **CRITICAL MARGINS** - All important text and elements should be at least 1/8" away from the trim line.

**PLEASE NOTE** - Submit your print-ready art on a separate layer than the template or simply delete the template before submitting. Do not flatten this into your final print-ready art.

**NEED MORE HELP?**  
Find tutorial videos & more tips at [www.clubcard.tv](http://www.clubcard.tv)

