
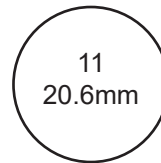
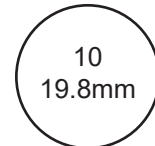
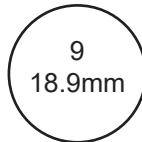
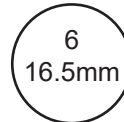


viaSMiTH

Ring Size Guide

Method 1: Measure an Existing Ring and match to guide below.

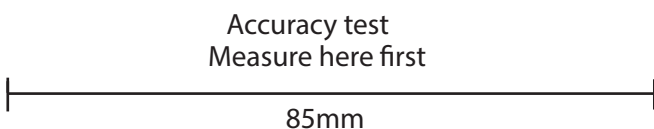
Diameter	Circumference	Ring Size
15.7mm	49.3mm	5
16.1mm	50.6mm	5.5
16.5mm	51.8mm	6
16.9mm	53.1mm	6.5
17.3mm	54.4mm	7
17.7mm	55.7	7.5
18.1mm	56.9mm	8
18.5mm	58.2mm	8.5
18.9mm	59.5mm	9
19.4mm	60.8mm	9.5
19.8mm	62.1mm	10
20.2mm	63.3mm	10.5
20.6mm	64.6mm	11
21mm	65.9mm	11.5
21.4mm	67.2mm	12



Method 2: Paper ring size guide

1. Cut out the ring size guide and make slit.
2. Place tapered end through slot.
3. Wrap around intended finger and pull till comfortable.

Things to consider when measuring your fingers:
 Can the size you've measured fit over your knuckle?
 Are you hands cold or hot (fingers swell in the heat!)
 We recommend going up a size on rings with wider bands.



BEFORE MEASURING!

Before printing this document, ensure that Page Scaling is set to 100%. The length of the bar on the left must match 85mm.