

MERCURY RETROGRADE SURVIVAL GUIDE

10.13-11.3, 2020

The 2020 Election & Mercury Retrograde

Mercury is the planet that governs our thinking, attitudes, & ideas, how you listen to, and process information. When a planet goes retrograde, it's like it's primary functions get turned inwards.

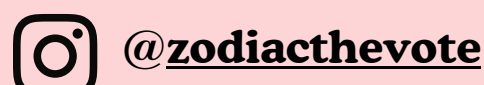
The 2020 election is on November 3rd, 2020, the exact date that Mercury goes station direct. This means the whole period leading up to the election is more likely to be influenced by misinformation, misunderstandings, and delays.

Don't 🤪 Panic!

This guide is here to help you vote with confidence, download this to your phone (it's clickable!), share with friends, and take it with you into the polling booth.

We've got you covered with:

- A Mercury Rx Voting Plan
- Tips to Throw A Voting Party For Your Friends
- Voting Tools and Tips
- Vote From Home Check List
- Voting In Person Advice
- Mercury Retrograde Fun Facts




MAKE YOUR ♀RX VOTING PLAN




[Register to vote here.](#)



[Don't know where to turn your ballot in? This link will tell you.](#)




[Beat the lines and vote early if your state lets you - find out here.](#)



[Voting in person on Election Day? Find your polling place.](#)



[Every State has different rules! Check yours here.](#)



THE VOTE



HOST A BALLOT PARTY

Voting can be a total boner, so we decided this year to make it a party! Plan COVID safe Zoom parties to figure out how you want to vote, and/or to fill out your ballots together.

SET UP A PROS & CONS ZOOM!

Researching the issues can be intense so we came up with a simple strategy to make it a light lift: plan a Zoom party where everyone invited has a different election or ballot measure to research (visit Vote411 for a good place to start your research). Everyone shows up ready to share the pros and cons of it, and easy as can be, you're all informed! This is a little move we call crowdsourcing the ballot, babies.

NOTE: Sharin' is carin'. That said, not everyone has to agree on how to vote based on the shared information. The idea behind this isn't to come to a consensus but makes the whole process of getting informed and deciding how to vote so much easier. And with Mercury and Mars Retrograde, we can use all the help we can get!

POUR A COSMIC COMMUNE (M)COCKTAIL


Rachel Budde of Fat and The Moon has created a centering bev for when celestial beings on the fritz gets personal.

[Get The Recipe!](#)



FILL OUT YOUR BALLOTS

Get it filled out, signed, and in the mail. Not registered to vote by mail? Fill out your sample ballot so you are ready to go for early voting or come election day.



HOW TO INFORM YOURSELF ABOUT LOCAL RACES IN 3 SIMPLE STEPS

STEP 1: DEFINE YOUR VALUES

Write down issues that are important to you. For example you could care a lot about: Environment, Education, Fair Wages, Women's Health

STEP 2: RESEARCH THE ISSUES

An informed voter makes an informed choice. But there is so much information out there and it can get quite overwhelming.

Here are three organizations with the straight facts for everything on your local ballot:

Vote411:

Look up your exact ballot by zipcode to see what you will be voting for

Ballotpedia:

TBH, it's not you: voting is way more complicated than it should be. Our trick is to find info on every race/issue you'll be voting on in advance.




FYI: Local issues are more important than you think! Ballotpedia has identified over 20 local police-related ballot measures this election and they've all been proposed following the murder of George Floyd. From concerns on police practices, to cameras and funding, [read more on the measures in your area.](#)

Factcheck.org:

Curious if a statement a politician made is true? This is the page to check!

STEP 3: GET HELP


Search for organizations that work on behalf of your values, to see if they have made endorsements for candidates and measures in your area. [More on this here.](#)



VOTE FROM HOME CHECKLIST


Carefully Open the Ballot

One of the most common problems people have is ripping their ballots or the security envelopes by opening envelopes with letter openers or too forcefully.




Don't Get Creative!

To mark your ballot, use only a black or blue ink pen. Do not use any other ink color.




Read the instructions

Every state has different voting rules, **DO NOT** vote for more candidates than indicated under each office title. Completely darken the whole circle next to your choice.




Check Both Sides of the Ballot and Put the Whole Thing Back Together


The ballot may have two sides. Be certain to check the reverse side of the ballot and make sure to sign your name! (The signature can be on the envelopes in some states) Put your ballot in its security sleeve before placing it in the return envelope and don't forget the stamp!



Accidents happen!

If you make a mistake, return your ballot to the election/polling location and get a provisional ballot. Do not attempt to erase or correct any marks made in error.





VOTING IN PERSON ON ELECTION DAY?

Expect that things will get wonky! Delays, confusion & other annoyances are on the menu for us as Mercury stations direct.


Screen Shot this and bring it with on election day.

Double Check Your Polling Place & Check again




Just because you voted there in previous years, does not mean it's your polling place for this election. [Find it here.](#)

Bring ID



36 states require a picture ID requiring voters to show some form of identification at the polls. This includes a Driver's Licenses, State-Issued ID Cards, Military ID Cards, or Passports. [Questions about your state?](#)

Polling Place Mishigas*



See something say something! If you see voter intimidation or voters being turned away call: 866-687-8683

[Read more on voter protection.](#)

*Yiddish for irresponsible silliness

Already Voted?

Sign up to [work at a polling place](#) or be a [polling observer](#). Voters might feel assured to see you there.

1

Mercury was named after the Roman god Mercury, the messenger to the gods.

2

Mercury changes zodiac signs about every 3 to 4 weeks, takes about one year to move through all the zodiac, and goes retrograde about 3 times per year.

3

Mercury is not in retrograde, it is retrograde, or otherwise appearing to move in a retrograde (aka backwards) motion. Grammatical errors like this are so retrograde!