

USER MANUAL


Assembly Instructions
for DGJUMP Indoor Trampoline System




decohome

Before using this product please read this instruction manual carefully and follow the information provided to use your trampoline correctly.



Please keep this instruction manual for future reference




1. Open the trampoline into a quarter-circle, taking care not to jam the screw head (pictured in red square above).



2. Open the trampoline into a into a half-circle and unfold again from the middle crease until you have a full circle.




3. Stand the trampoline frame up and put on the cover. Ensure that the attachment points and joints are free.




4. Install all legs and make sure they are secure. Once finished, your trampoline is assembled.

On the next page, see how to install the hand rail.

HAND RAIL ASSEMBLY AND INSTALLATION



- 1.** Install the 5 height adjustment levers on both sides. Please note that the fifth gear position is at the bottom



- 2.** Install and tighten the Torx nut. Insert the armrest into the corresponding folding structure.



3. Repeat previous step on the other side. Then Install and tighten the armrest screws.



4. Install and tighten the armrest screws on the other side. Completed assembly pictured on the right.



Manufacturer's 1-Year Limited Warranty

The manufacturer warrants that all parts and components are defect free in materials and workmanship for 1 year. This warranty is valid only in accordance with the conditions set forth below:

1. The warranty extends only to the original consumer purchaser and is not transferable. In addition, proof of purchase must be demonstrated.
2. This limited warranty is the only written or express warranty given by the manufacturer. Any implied warranty of merchantability or fitness for a particular purpose on this product is limited in duration to the duration of this warranty. Some states do not allow limitations on how long an implied warranty lasts, so the above limitation may not apply to you.
3. This warranty gives you specific legal rights. You may also have other rights which vary by state

Procedure for Replacement or Return within the 1 Year:

To return the product for replacement or refund within the 1 year, the original purchaser must pack the product securely and send it postage paid with a description of the reason for replacement or refund, proof of purchase, and include your order number on the package, to the following address:

Deco Home
80 Carter Drive
Edison, NJ 08817