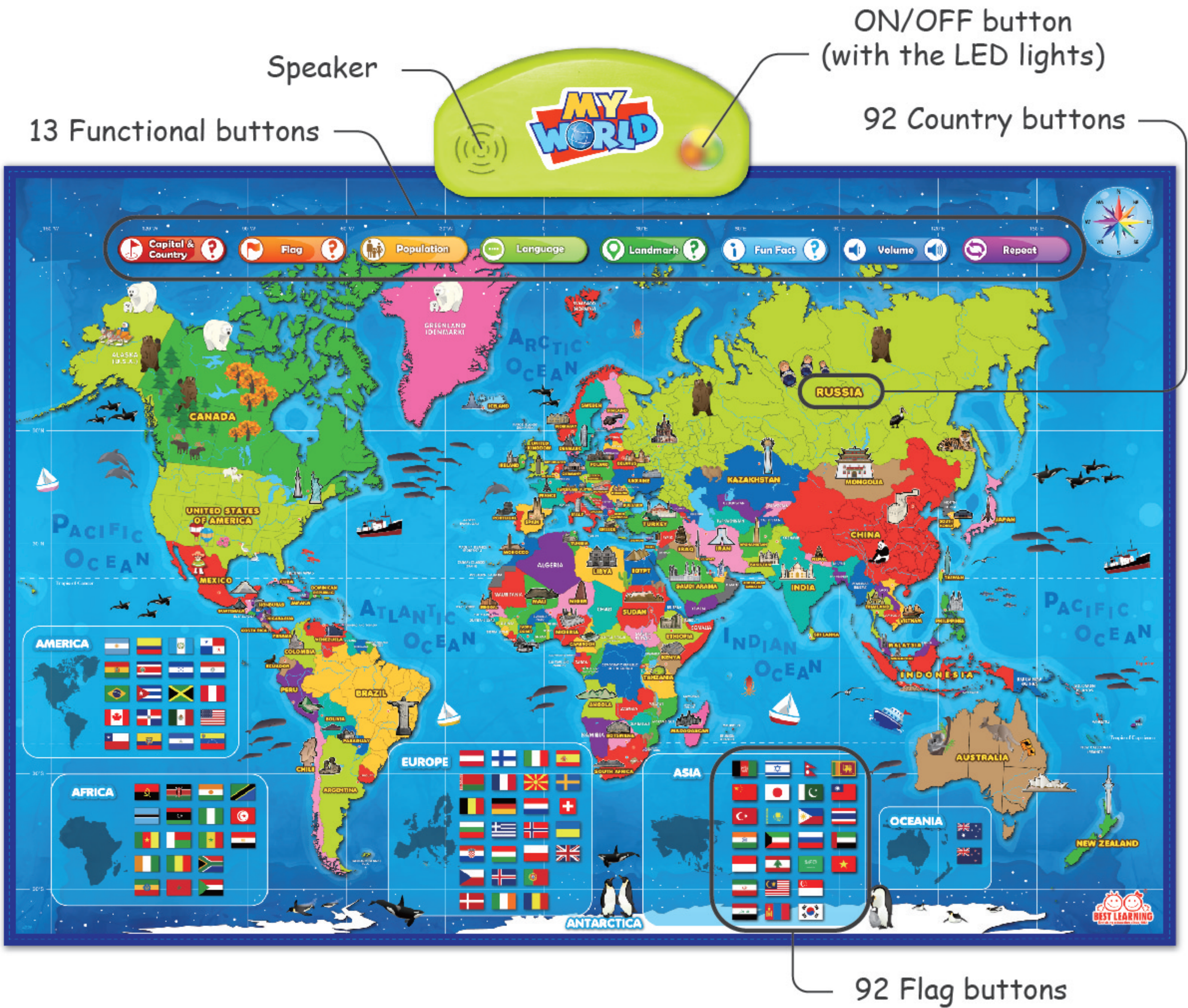


MY WORLD

INTRODUCTION

Explore and discover the world at your fingertips! Learn about 92 countries, capital cities, flags, populations, languages spoken in each country, landmarks, and fun facts with **i-Poster: My World**. (5+ years)



Speaker

ON/OFF button (with the LED lights)

13 Functional buttons

92 Country buttons

92 Flag buttons

The poster features a world map with the following regions labeled: AMERICA (including ALASKA, CANADA, UNITED STATES OF AMERICA, MEXICO, SOUTH AMERICA, BRAZIL, ARGENTINA, CHILE, PERU, COLOMBIA, VENEZUELA, ECUADOR, GUATEMALA, HONDURAS, NICARAGUA, COSTA RICA, PANAMA, CUBA, DOMINICAN REPUBLIC, JAMAICA, TRINIDAD AND TOBAGO, SURINAM, GUYANA), EUROPE (including UNITED KINGDOM, IRELAND, DENMARK, SWEDEN, FINLAND, POLAND, CZECH REPUBLIC, SLOVAKIA, AUSTRIA, GERMANY, BELGIUM, LUXEMBOURG, NETHERLANDS, FRANCE, ITALY, GREECE, SPAIN, PORTUGAL, SWITZERLAND, AUSTRIA, SLOVENIA, CROATIA, BOSNIA AND HERZEGOVINA, SERBIA, MONTENEGRO, ALBANIA, BULGARIA, ROMANIA, HUNGARY, SLOVAKIA, CZECH REPUBLIC, POLAND, LITHUANIA, LATVIA, ESTONIA, ICELAND), ASIA (including RUSSIA, KAZAKHSTAN, UZBEKISTAN, TURKMENISTAN, KYRGYZSTAN, TAJIKISTAN, CHINA, MONGOLIA, HONG KONG, MACAU, INDIA, NEPAL, BHUTAN, BANGLADESH, PAKISTAN, SRI LANKA, MALDIVES, MYANMAR, THAILAND, CAMBODIA, VIETNAM, LAOS, PHILIPPINES, INDONESIA, MALAYSIA, SINGAPORE, BRUNEI DARUSSALAM, SAUDI ARABIA, KUWAIT, QATAR, OMAN, UNITED ARAB EMIRATES, YEMEN, IRAN, AFGHANISTAN, NORTH KOREA, SOUTH KOREA, JAPAN), OCEANIA (including AUSTRALIA, NEW ZEALAND), and ANTARCTICA.

INCLUDED IN THIS PACKAGE

- 1 i-Poster: My World

ADVICE

- **DO NOT FOLD** this product.
- For best performance, please spread the poster out flat on the floor then place the packaging box on it over night to flatten the poster.
- For best performance, please make sure to turn the unit OFF before inserting or removing batteries. Otherwise, the unit may malfunction.
- All packing materials, such as tape, plastic, sheets, packaging locks, wire ties and tags are not part of this toy, and should be discarded for your child's safety.
- Please keep this user's manual as it contains important information.
- Please protect the environment by not disposing of this product with household waste.


GETTING STARTED

Take the i-Poster out of the storage slot.

Battery Installation

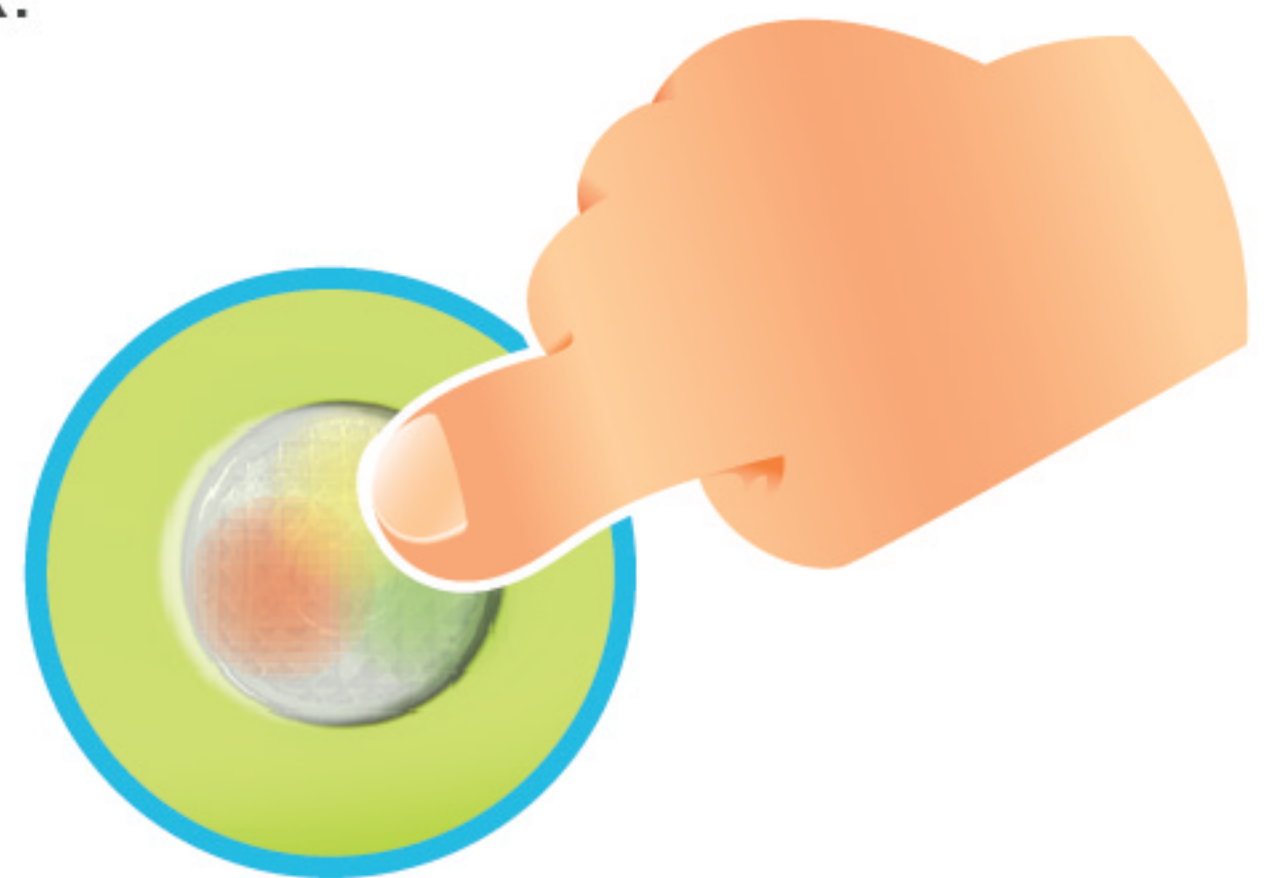
The i-Poster operates on 3 AAA (LR03) batteries:

1. Locate the battery cover on the bottom of the unit and open it with a screwdriver.
2. Insert 3 AAA (LR03) batteries as illustrated.
3. Close the battery cover and screw it back.



Start Playing

1. Press the ON/OFF button to turn ON.
2. Select any one of the functional buttons to choose a mode to play.
3. Follow the instruction then ENJOY IT!
4. To turn OFF, just press the ON/OFF button again.



SLEEP MODE

1. If the i-Poster is not active for more than 2 minutes, it will automatically shut OFF. Press any button to turn it back ON.
2. We recommend turning the unit OFF when done playing with it.

FUNCTIONAL BUTTONS



Capital & Country

Learn the countries and their capital cities by pressing the name of the countries.



Capital & Country Quiz

Answer the questions by pressing the name of the countries.

The map will ask two types of questions:

EX1: "Where is the country Iran? "

EX2: "Athens is the capital city of what country?"



Flag

Learn flags of each country by pressing the flag buttons.



Flag Quiz

Answer the questions by pressing the flag buttons.

EX: "Where is the flag of Iceland?"



Population

Learn the population of each country by pressing the name of the countries.



Language

Learn the languages spoken of each country by pressing the name of the countries.



Landmark

Learn the important landmarks of each country by pressing the name of the countries.



Landmark Quiz

Answer the questions by pressing the name of the countries.

EX: "Where is the landmark Egyptian Pyramid?"



Fun Fact

Learn about a fun fact of each country by pressing the name of the countries.



Fun Fact Quiz

The map will say a fun fact. Answer by pressing the name of the countries. This mode is quite challenging. If you are stuck, go back and learn the fun facts, then challenge again!



Decrease & Increase Volume

5-level volume control.



Repeat

Repeats the previous statement.

ACTIVE BUTTONS



Functional buttons



Country buttons



Flag buttons

INACTIVE ICONS

MONACO



Country names in white

capital positions

landmark icons

QUIZ MODES HINTS

Hint 1:

If you answer incorrectly, it will repeat the same question with a hint. You have three tries to answer correctly.

Hint 2:

Don't forget to press the repeat button if you want to hear the question or the hint again.

COUNTRY LIST

(01) Afghanistan (02) Angola (03) Argentina (04) Australia (05) Austria
(06) Belarus (07) Belgium (08) Bolivia (09) Botswana (10) Brazil (11) Bulgaria
(12) Cameroon (13) Canada (14) Chile (15) China (16) Colombia (17) Costa Rica
(18) Croatia (19) Cuba (20) Czechia
(21) Denmark (22) Dominican Republic
(23) Ecuador (24) Egypt (25) Ethiopia
(26) Finland (27) France
(28) Germany (29) Greece (30) Guatemala
(31) Honduras (32) Hungary
(33) Iceland (34) India (35) Indonesia (36) Iran (37) Iraq (38) Ireland (39) Israel (40) Italy
(41) Ivory Coast
(42) Jamaica (43) Japan
(44) Kazakhstan (45) Kenya (46) Kuwait
(47) Lebanon (48) Libya
(49) North Macedonia
(50) Madagascar (51) Malaysia (52) Mali (53) Mexico (54) Mongolia (55) Morocco
(56) Nepal (57) Netherlands (58) New Zealand (59) Nicaragua (60) Niger (61) Nigeria
(62) Norway
(63) Pakistan (64) Panama (65) Paraguay (66) Peru (67) Philippines (68) Poland
(69) Portugal
(70) Romania (71) Russia
(72) Saudi Arabia (73) Senegal (74) Singapore (75) South Africa (76) South Korea
(77) Spain (78) Sri Lanka (79) Sudan (80) Sweden (81) Switzerland
(82) Taiwan (83) Tanzania (84) Thailand (85) Tunisia (86) Turkey
(87) Ukraine (88) United Arab Emirates (89) United Kingdom (90) United States of America
(91) Venezuela (92) Vietnam

CARE AND MAINTENANCE

- Keep product away from foods and beverages.
- Clean with a slightly damp cloth (cold water) and mild soap.
- Never submerge the product in water.
- Remove batteries during prolonged storage.
- Avoid exposing product to extreme temperatures.

BATTERY SAFETY

- Batteries are small parts and choking hazards to children, must be replaced by an adult.
- Follow the polarity (+/-) diagram in the battery compartment.
- Promptly remove dead batteries from the toy.
- Dispose of used batteries properly.
- Remove batteries from prolonged storage.
- Only batteries of the same type as recommended are to be used.
- **DO NOT** incinerate used batteries.
- **DO NOT** dispose of batteries in fire, as batteries may explode or leak.
- **DO NOT** mix old and new batteries.
- **DO NOT** mix alkaline, standard (carbon-zinc) or rechargeable (Ni-Cd, Ni-MH) batteries.
- **DO NOT** recharge non-rechargeable batteries.
- **DO NOT** short-circuit the supply terminals.
- Rechargeable batteries are to be removed from the toy before being charged.
- Rechargeable batteries are only to be charged under adult supervision.

TROUBLESHOOTING

Symptom	Possible Solution
Toy does not turn ON or does not respond.	<ul style="list-style-type: none">● Make sure batteries are correctly installed.● Make sure battery cover is secured.● Remove batteries and put them back in.● Clean battery compartment by rubbing lightly with a soft eraser and then wiping with a clean dry cloth.● Install new batteries.
Toy makes strange sounds, behaves erratically or makes improper responses.	<ul style="list-style-type: none">● Clean battery contacts per above instructions.● Install new batteries.

CONFORMS TO
CE EN71
UKCA
ASTM F963

Item No. 4226

