



# Mother Teresa

## • Reading Comprehension •

### Activity

# 1

### Stop and Think

.....

Read the paragraphs.  
Stop and think as you read.

Mother Teresa learns basic medicine.  
She learns how to give needles. She learns  
how to treat open sores. She learns how to  
treat diseases. Now she can help sick people.

**Stop and think:** Do you think you could do  
Mother Teresa’s work? Explain why or why not.

People hear about Mother Teresa’s work.  
The students she used to teach help her.  
The students learn how to help the poor.  
The students learn how to talk to the poor.

**Stop and think:** Imagine you are Mother Teresa’s student.  
What do you learn about helping the poor?  
What do you learn about talking to the poor?

It is not “how much we give, but how much love  
we put in the giving,” says Mother Teresa.

**Stop and think:** What do you think this means?

Good readers are active readers.  
Good readers stop and think about  
what they are reading. Active reading  
helps readers understand the ideas.



## Activity 2 Main Idea and Details



Good readers can find the main idea and details.

The main idea is the important idea. The details support the main idea.

The details help you understand and remember the main idea.

Read the details.

Circle the correct main idea.

The first one is an example.

Details	Main Idea
Mother Teresa learns how to give needles. Mother Teresa learns how to treat sores. Mother Teresa learns how to treat diseases.	(a) Mother Teresa learns basic medicine. (b) Mother Teresa learns how to help people.
Mother Teresa's school has no walls. Mother Teresa's school has no books. Mother Teresa's school has no blackboards.	1 (a) The school is poor. (b) The school is not good.
The nuns live like the poor. The nuns dress like the poor. The nuns eat like the poor.	2 (a) The nuns are poor. (b) The nuns take a vow of poverty.

## Activity 3 Invisible Messages



Writers do not always explain everything.

Sometimes, writers expect readers to read between the lines. Writers expect readers to figure out the invisible messages.

Read the writer's words.

Figure out the invisible message.

The writer's words	The invisible message
People from all over the world go to Mother Teresa's funeral.	Mother Teresa is famous. People love and respect Mother Teresa.
1. The poor sleep on the dirty streets of Calcutta.	
2. Mother Teresa wants to save the lives of unborn babies.	

## Activity 4 Fact and Opinion



Read the sentences.

Write (F) for fact or (O) for opinion.

- Mother Teresa learns basic medicine. \_\_\_\_  
All nuns should learn basic medicine. \_\_\_\_
- The best nuns in the world join the Missionaries of Charity. \_\_\_\_  
Mother Teresa starts the Missionaries of Charity. \_\_\_\_
- A saint is a special person who has lived a holy life. \_\_\_\_  
Some day Mother Teresa will be a saint. \_\_\_\_

Good readers know the difference between facts and opinions.

Facts can be proven.

Opinions are personal beliefs.

## Activity 5 The Table of Contents



Read each question.

Look at the Contents page in your book.

Which chapter has the answer to the question?

Write the name of the chapter.

Find the answer to the question. Write the answer.

Good readers use the Table of Contents.

The Table of Contents helps readers find information quickly.

Question	Chapter	Answer
When is Mother Teresa born?	Early Years	1910
1. When does Mother Teresa start her life's work?		
2. Who does Mother Teresa help in the slums?		
3. Which groups of people do the Missionaries of Charity help?		

## Activity

# 6

## Make a Connection

Read the idea from the story.  
Make a connection to your life.

Reading is more than understanding the ideas on a page.

Good readers connect the ideas to their lives.

### Idea



### Your Life

Mother Teresa opens a school in the slums. The school has no walls. The school has no books. The school has no blackboards. Mother Teresa uses a stick to write letters in the mud. The poor children learn to read and write.

Read the following list:

- a school with lots of money
- good teachers
- time to study
- a need or desire to learn
- a safe relaxing place to learn
- interesting things to learn

Which items on the list are most important in helping students learn?  
Explain your answer.

Think about your learning experiences.  
What helps you learn?  
What makes learning a challenge for you?



© National Geographic Image Collection.

# • Writing •

## Activity 1 Write Your Ideas

Complete these paragraphs about learning.  
Use your ideas from page 8.

Your instructor will help you with spelling.

### Paragraph 1

Learning things is easy for me if \_\_\_\_\_

Learning things is also easy if \_\_\_\_\_

### Paragraph 2

Sometimes learning is a challenge for me. Learning is a challenge if \_\_\_\_\_

Learning is also a challenge if \_\_\_\_\_

Read each paragraph out loud.  
Which paragraph do you like better?  
Copy the paragraph on the lines.

Check for capital letters and end punctuation.

---

---

---

---

Good writers know that writing is a process.  
Good writers think of ideas before they write.  
Good writers check their writing.



## Activity

# 2

## Organize Ideas



Look at the time line.

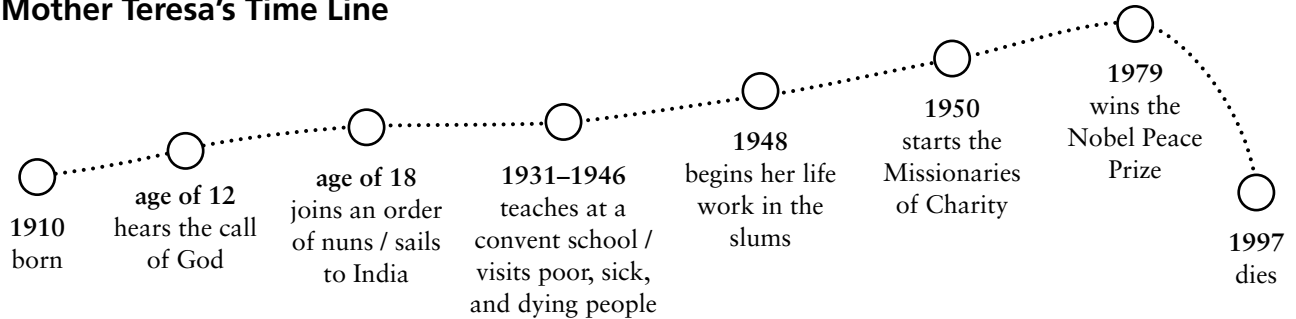
1. What is the topic of the time line?
2. How many events are on the time line?
3. Why does the time line go up and down?

Good writers know that writing is a process.

Good writers organize their ideas before they write.

One way to organize ideas is to use time lines.

### Mother Teresa's Time Line



Use Mother Teresa's time line to complete the paragraphs.

#### Paragraph 1: Early Years

Mother Teresa is born in 1910. At the age of 12, she \_\_\_\_\_  
\_\_\_\_\_. Six years later, she \_\_\_\_\_  
and sails to India.

#### Paragraph 2: Mother Teresa's Work in India

From 1931 to 1946, Mother Teresa teaches at a convent school.

She visits \_\_\_\_\_.

In 1948, Mother Teresa \_\_\_\_\_  
in the slums. Two years later, she starts the Missionaries of Charity.

#### Paragraph 3: Later Years

Mother Teresa wins the Nobel Peace Prize in 1979. She \_\_\_\_\_.

Think of your life  
or the life of somebody you know.

Draw a time line.


# • Word Attack Skills •

## Activity 1 Predict the Word



Complete each sentence.  
Use the pictures to predict the word.

1. These \_\_\_\_\_ talk  
to the old man.



© Linda Schaefer.

2. This \_\_\_\_\_ man  
has no place to sleep.



© Linda Schaefer.


Readers see new words all the time.  
They need to decode the new words.

Good readers decode words  
in different ways.

They use pictures to predict words.  
They use meaning clues to predict words.

These are two ways to decode words.

3. Mother Teresa makes  
\_\_\_\_\_ against  
abortion.



© AP/Kathy Willens.

Complete each sentence.  
Use meaning clues to predict the word.

4. \_\_\_\_\_ are children without parents.

5. Many poor people need \_\_\_\_\_. But they have no money to see a doctor.

6. The poor school has no \_\_\_\_\_ to write on.

## Activity 2 Find Common Patterns

Look at each word in the box.  
Each word has a common pattern.  
Group the words under the correct pattern.

*saint* ✓     *handle*     *dainty*     *cradle*  
*needle*     *paint*     *others*     *another*  
*mother*     *brother*     *bundle*     *faint*

Good readers look for common patterns in words.  
This is another way to decode words.

**aint**

**dle**

**other**

*saint*

---

---

---

---

---

---

---

---

---

---

---

---

Read the sentences in the box.  
Circle the words that have one of these patterns:

**aint dle other**

Many words have common patterns.  
The patterns look and sound the same.

### Find the Common Patterns



1. Some day Mother Teresa will be a saint.
2. Her work is not for the faint of heart.
3. Mother Teresa learns to give needles.
4. She learns to handle basic medical problems.
5. Mother Teresa helps the poorest of the poor.
6. Others follow in her footsteps.



# Activity 3 Divide and Conquer



Read these words.

Look for common endings.

Write the base word on the line.

hears                    hear

poorest                poor

1. changes \_\_\_\_\_

2. girls \_\_\_\_\_

3. helps \_\_\_\_\_

4. called \_\_\_\_\_

5. teaches \_\_\_\_\_

6. nuns \_\_\_\_\_

7. killing \_\_\_\_\_

8. speaks \_\_\_\_\_

9. helped \_\_\_\_\_

10. dirty \_\_\_\_\_

11. starts \_\_\_\_\_

12. homeless \_\_\_\_\_

Many words have a base word with a common ending.

Good readers look for base words and common endings

This is another way to decode words.

Read each sentence out loud.

Circle the words with common endings.

13. Mother Teresa hears the call of God twice.

14. Her life changes at the age of 12.

15. She helps the poorest of the poor.

16. She teaches girls in a convent school.

17. She starts an order to help the poor people.


18. The nuns take a vow of poverty.

19. The nuns help sick, hungry, and homeless people.

20. Mother Teresa helped many people in her life.

# • Crossword •

## Mother Teresa



### Crossword Clues

All the answers to the clues are from Mother Teresa's biography.

#### ACROSS

1. these people do not have a home
5. we do this with pen and paper
6. a promise
8. day before Monday
10. another word for mom
11. plural of person
13. start

#### DOWN

1. this is how we feel when we do not eat enough
2. we take this to get better
3. a holy person
4. m, r, b, y, s...
6. go and see someone at their home
7. very poor areas in a city
9. a nurse puts this in your arm
12. opposite of rich

## • ANSWER KEY •



### Mother Teresa

1. **Main Idea and Details:** (1) a (2) b
2. **Invisible Messages\*:** (1) The poor are homeless. The poor have nowhere to sleep. The poor have a hard life. Calcutta does not have shelters for the poor. (2) Mother Teresa is against abortion. Mother Teresa believes every human life is important. Mother Teresa loves children.
3. **Fact and Opinion:** (1) F/O (2) O/F (3) F/O
4. **Table of Contents:** (1) Mother Teresa's Work / 1948 (2) The Slums of Calcutta / poor people; hungry people; sick people; dying people; the poorest of the poor (3) The Missionaries of Charity / poor people; children; lepers; hungry and homeless people; dying people; orphans
5. **Organize Ideas:** (1) Mother Teresa's life (2) 8 (3) positive events go up and negative events go down  
**Paragraph 1:** hears the call of God / joins an order of nuns **Paragraph 2:** poor, sick, and dying people / begins her life work **Paragraph 3:** dies in 1997
6. **Predict the Word\*:** (1) women; nurses; nuns (2) homeless; poor; hungry (3) speeches (4) orphans (5) medicine; treatment; drugs; help (6) blackboards; paper
7. **Find Common Patterns:** (1) Mother / saint (2) faint (3) Mother / needles (4) handle (5) Mother / others
8. **Divide and Conquer:** (1) change (2) girl (3) help (4) call (5) teach (6) nun (7) kill (8) speak (9) help (10) dirt (11) start (12) home (13) hears (14) changes (15) helps / poorest (16) teaches / girls (17) starts (18) nuns (19) nuns / homeless (20) helped

\*Accept any answer that makes sense.

### Crossword Solution

