



Maria Tallchief

• Reading Comprehension •

Activity **1** Stop and Think

Read the paragraphs.
Stop and think as you read.

Good readers are active readers.

Good readers stop and think about what they are reading. Active reading helps readers understand the ideas.

Maria moves to New York City. She is 17 years old. She works for a ballet company. For the first time, Maria is paid to dance. Maria has great talent. Maria also knows that hard work will make her the best. Maria works harder than ever.

Stop and think: Imagine you are Maria. How do you feel about leaving home and moving to New York City?

In New York, Maria meets a new teacher. His name is George and he is one of the best. George helps Maria become stronger. Maria's body becomes stronger. Maria's mind becomes stronger. Like many dancers, Maria has great strength.

Stop and think: Why do you think dancers need strong bodies? Strong minds?



Activity 2 Main Idea and Details



Good readers can find the main idea and details.

The main idea is the important idea. The details support the main idea.

The details help you understand and remember the main idea.

Read the details.

Circle the correct main idea.

The first one is an example.

Details	Main Idea
Maria loves to walk in her big yard. Maria loves the garden. Maria loves to sit on the swing.	(a) Maria loves warm days. (b) Maria loves to spend time outdoors.
Maria practises day after day. Maria often works 14-hour days. Maria's muscles often hurt.	1 (a) Maria is a prima ballerina. (b) Maria works hard to be a prima ballerina.
Maria's face is on the cover of magazines. Maria receives many awards. Maria gets to meet many important people.	2 (a) Maria's fame grows. (b) Maria is a good ballet teacher.

Activity 3 Invisible Messages



Writers do not always explain everything.

Sometimes, writers expect readers to read between the lines. Writers expect readers to figure out the invisible messages.

Read the writer's words.

Figure out the invisible message.

The writer's words	The invisible message
The crowd stomp their feet and clap their hands.	<i>The crowd loves the way Maria dances.</i>
1. Maria begins to see George as her "prince of dance."	
2. Maria dances "like a flame."	

Activity**4****Fact and Opinion**

Read the sentences.

Write (F) for fact or (O) for opinion.

1. Maria's father is Osage. ____
Maria's father is good-looking. ____
2. Maria's mother is a pretty woman. ____
Maria's mother is part Scottish and Irish. ____
3. Maria is a tough teacher. ____
Maria retires when she is 40. ____

Good readers know the difference between facts and opinions.

Facts can be proven.

Opinions are personal beliefs.

Activity**5****The Table of Contents**

Read each question.

Look at the Contents page in your book.

Which chapter has the answer to the question?

Write the name of the chapter.

Find the answer to the question. Write the answer.

Good readers use the Table of Contents.

The Table of Contents helps readers find information quickly.

Question	Chapter	Answer
Where does Maria grow up?	Early Years	in Oklahoma on a reservation
1. When is Maria born?		
2. Who does Maria train with?		
3. When does Maria retire?		

Activity 6 Make a Connection

Read the idea from the story.
Make a connection to your life.

Idea

The Osage tribe names Maria Princess Wa-Xthe-Thonba. This means “Woman of Two Worlds.” The Osage were referring to the worlds of the Osage and white people.

Maria also lived in the world of dance, the world of fame, and in her personal world.




Your Life

What worlds do you live in?
Describe these worlds.
How does living in those many worlds make your life richer?
What challenges do you face by living in those different worlds?

Reading is more than understanding the ideas on a page.

Good readers connect the ideas to their lives.



© Getty Images/Hulton Archive



© Corbis

• Writing •

Activity 1 Write Your Ideas

Complete these paragraphs about living in many worlds. Use your ideas from Activity 6.

Your teacher will help you with spelling.

Good writers know that writing is a process.

Good writers think of ideas before they write.

Good writers check their writing.

Paragraph 1

I live in more than one world. I live in the world of _____ and _____. Living in more than one world is _____.

Paragraph 2

Living in more than one world makes my life richer because _____. It also can be a challenge because _____.

Read each paragraph out loud.

Which paragraph do you like better?

Copy the paragraph on the lines.

Check for capital letters and end punctuation.

Activity 2 Organize Ideas



Look at the time line.

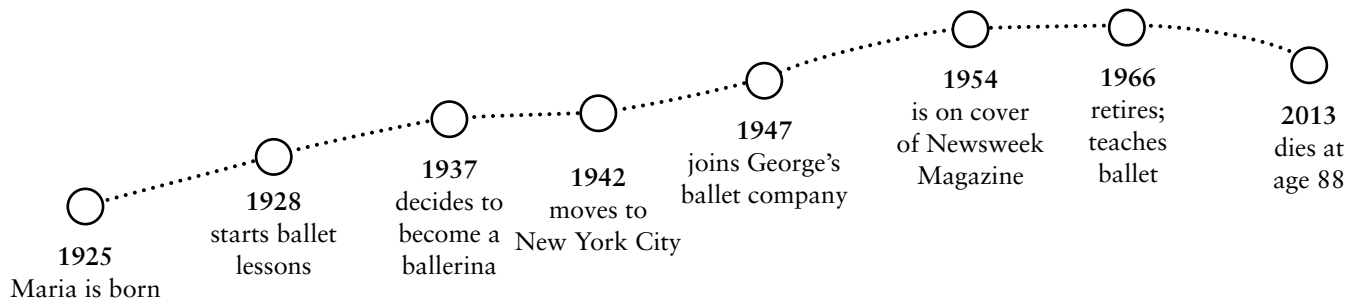
1. What is the topic of the time line?
2. How many events are on the time line?
3. Why does the time line go up and down?

Good writers know that writing is a process.

Good writers organize their ideas before they write.

One way to organize ideas is to use time lines.

Maria Tallchief's Time Line



Use Maria Tallchief's time line to complete the paragraphs.

Paragraph 1: Maria's Early Life

Maria is born in _____. She _____
_____ in 1928. She decides to become a ballerina
in 1937, when she is only _____ years old.

Paragraph 2: Maria's Career

In 1942, Maria _____
_____. Five years later, she _____
_____. In _____, Maria is on the cover of
Newsweek Magazine.

Paragraph 3: Later Years

Maria passes on the torch. She retires in 1966 and _____
_____. She dies in _____. She is
_____ years old.

Think of your life
or the life of somebody you know.

Draw a time line.

Activity 3 Use Capital Letters and Punctuation



Read these sentences.

Circle the capital letters and end punctuation.

1. Maria Tallchief is Native American.
2. She lives in Oklahoma.
3. She is born on January 24, 1925.
4. What does Maria love best?

Read these sentences.

Add capital letters and end punctuation.

5. maria goes to new york city and france
6. the osage call her princess wa-xthe-thonba
7. she divorces george and marries buzz
8. when does maria retire
9. she dies on april 11, 2013

In this activity...

use capital letters

at the beginning of a sentence,
with the names of groups of people,
with names of people and places, and
with dates.

use punctuation

at the end of a sentence.

• Word Attack Skills •

Activity

1

Predict the Word



Complete each paragraph.

Use the pictures to predict the word.

Readers see new words all the time.
They need to decode the new words.

Good readers decode words
in different ways.

They use pictures to predict words.
They use meaning clues to predict words.

These are two ways to decode words.



© Collection of Maria Tallchief

Paragraph 1

Maria _____
with her sister.



© Oklahoma Historical Society

Paragraph 2

A _____ student
gives Maria roses.

Complete each paragraph.

Use meaning clues to predict the word.

3. Maria _____ across the stage.
4. Maria leaps into the _____ of her partner.
5. Maria is one of the best _____ in the world.

Activity

2

Find Common Patterns

Look at each word in the box.

Each word has a common pattern.

Group the words under the correct pattern.

yell ✓

page

wage

peach

teach

bell

reach

cage

stage

tell

fell

beach

Good readers look for
common patterns in words.

This is another way to decode words.

ell

each

age

yell

Read the sentences in the box.

Circle the words that have one of these patterns:

ell each age

Many words have common patterns.
The patterns look and sound the same.

Find the Common Patterns



1. People know Maria well.
2. They yell: "Tallchief! Tallchief!"
3. Maria likes to teach ballet.
4. She wants her students to reach the stars.
5. Maria leaps across the stage.
6. She looks like a bird set free from its cage.

Activity

3

Divide and Conquer



Read these words.

Look for common endings.

Write the base word on the line.

leaps leap

younger young

1. starts _____

2. lessons _____

3. dances _____

4. moves _____

5. practises _____

6. harder _____

7. teaches _____

8. stronger _____

Many words have a base word with a common ending.

Good readers look for base words and common endings

This is another way to decode words.

9. teacher _____

10. dancers _____

11. wants _____

12. called _____

13. keeps _____

14. learning _____

15. passes _____

16. knows _____

Read each sentence out loud.

Circle the words with common endings.

17. Maria starts ballet lessons.

18. She dances and moves like a flame.

19. She practises harder than ever.

20. George teaches Maria.

21. She is stronger with George as her teacher.

22. All dancers have great strength.


23. Maria wants to be called a ballerina.

24. She keeps learning from George.

25. She passes on what she knows.

• Crossword •

Maria Tallchief



Crossword Clues

All the answers to the clues are from Maria Tallchief's biography.

ACROSS

- 2. opposite of boy
- 7. opposite of possible
- 11. a kind of dance
- 12. we can grow flowers and vegetables in this
- 13. not short
- 14. we mow this in the summer

DOWN

- 1. we make music with this;
it has black and white keys
- 3. opposite of female
- 4. make something new
- 5. stop doing something
- 6. some marriages end in this
- 8. plural of person
- 9. opposite of brother
- 10. jump
- 13. we learn from this person

Maria Tallchief



1. **Main Idea and Details:** (1) b (2) a
2. **Invisible Messages*:** (1) George is the most important person in Maria's world of dance. Maria respects George as a dancer and a teacher. George is a great dancer. (2) Maria's body seems to flow as she dances. Maria is flexible. Her style of dance is beautiful. You cannot take your eyes off of Maria as she dances.
3. **Fact and Opinion:** (1) F/O (2) O/F (3) O/F
4. **Table of Contents:** (1) Early Years / January 24, 1925 (2) Maria's Teachers / Madame Nijinska and George Balanchine (3) Maria Passes the Torch / when she is 40
5. **Organize Ideas:** (1) Maria Tallchief's life (2) 8 (3) positive events go up and negative events go down
Paragraph 1: 1925 / starts ballet lessons / 12 **Paragraph 2:** moves to New York City / joins George's ballet company / 1954 **Paragraph 3:** teaches ballet / 2013 / 88
6. **Use Capital Letters and Punctuation:** (1) Maria Tallchief is Native American. (2) She lives in Oklahoma. (3) She is born on January 24, 1925. (4) What does Maria love best? (5) Maria goes to New York City and France. (6) The Osage call her Princess Wa-Xthe-Thonba. (7) She divorces George and marries Buzz. (8) When does Maria retire? (9) Maria dies on April 11, 2013.
7. **Predict the Word*:** (1) dances (2) young; ballet; dance (3) leaps; jumps; spins; dances (4) arms (5) dancers; ballerinas; teachers
8. **Find Common Patterns:** (1) well (2) yell (3) teach (4) reach (5) stage (6) cage
9. **Divide and Conquer:** (1) start (2) lesson (3) dance (4) move (5) practise (6) hard (7) teach (8) strong (9) teach (10) dance (11) want (12) call (13) keep (14) learn (15) pass (16) know (17) starts / lessons (18) dances / moves (19) practises / harder (20) teaches (21) stronger / teacher (22) dancers (23) wants / called (24) keeps / learning (25) passes / knows

*Accept any answer that makes sense.

Crossword Solution

