



Harriet Tubman

• Reading Comprehension •

Activity **1** Stop and Think

Read the paragraphs.
Stop and think as you read.

Harriet is sent to work on a farm.
She cuts wood. She plows the fields.
She hauls logs.

Stop and think: Imagine you are Harriet.
How do you feel about your life?
Why do you feel this way?


She can chop half a cord of wood in a day.
Harriet works hard and grows into a strong
young woman.

Stop and think: Harriet is strong.
How does Harriet use her strength
during her life?

In 1844 Harriet marries John Tubman.
Harriet talks to her husband about freedom.
He tells Harriet to forget about her dream.

Stop and think: Why do you think that
John Tubman tells Harriet
to forget about her dream?

Good readers are active readers.
Good readers stop and think about
what they are reading. Active reading
helps readers understand the ideas.



© Hampton University Museum, Virginia/Artists Rights Society.

Activity 2 Main Idea and Details



Good readers can find the main idea and details.

The main idea is the important idea. The details support the main idea.

The details help you understand and remember the main idea.

Read the details.

Circle the correct main idea.

The first one is an example.

Details	Main Idea
Slaves cannot get an education. Slaves cannot vote. Slaves cannot own property.	(a) Slaves have no control over their lives. (b) Slaves cannot do many things.
Harriet eats table scraps. Harriet sleeps on the floor by the fire. Harriet's master beats her with a whip.	1 (a) Harriet is often cold and hungry. (b) Harriet's life as a slave is hard.
Harriet frees many slaves in the Civil War. Harriet fights for black rights. Harriet opens a home for black people.	3 (a) Harriet never stops helping people. (b) Harriet has a busy life.

Activity 3 Invisible Messages



Writers do not always explain everything.

Sometimes, writers expect readers to read between the lines. Writers expect readers to figure out the invisible messages.

Read the writer's words.

Figure out the invisible message.

The writer's words	The invisible message
Harriet is born into slavery around 1822.	<i>There is no record of Harriet's birth date. The birth date of slaves was not important.</i>
1. Harriet makes 13 trips to the South.	
2. Harriet says, "I never ran my train off the track, and I never lost a passenger."	

Activity 4 Fact and Opinion



Read the sentences.

Write (F) for fact or (O) for opinion.

1. Harriet leads many people to freedom. ____
Harriet loves danger. ____
2. Slaves must be careful on the Underground Railway. ____
Slaves should not use the Underground Railway. ____
3. John Tubman tells Harriet to forget her dream. ____
John Tubman is not a good husband to Harriet. ____

Good readers know the difference between facts and opinions.

Facts can be proven.

Opinions are personal beliefs.

Activity 5 The Table of Contents



Read each question.

Look at the Contents page in your book.

Which chapter has the answer to the question?

Write the name of the chapter.

Find the answer to the question. Write the answer.

Good readers use the Table of Contents.

The Table of Contents helps readers find information quickly.

Question	Chapter	Answer
Where is Harriet born?	Early Years	Maryland
1. What is the Underground Railway?		
2. Who does Harriet help after the Civil War?		
3. How old is Harriet when she dies?		

Activity **6** Make a Connection

Read the idea from the story.
Make a connection to your life.

Reading is more than understanding
the ideas on a page.

Good readers connect the ideas
to their lives.

Idea

When Harriet is 13 years old, her life changes. She is hit on the head by an iron bar. She is knocked out and almost dies. She begins to have dreams about the land of freedom. In her dream, a voice tells her to escape to the land of freedom.



© Hampton University Museum, Virginia/Artists Rights Society.

Your Life

Harriet had a turning point in her life when she was 13 years old.

Think of a turning point in your life.

How old were you?

What happened?

How did the turning point change you?

How did the turning point change your life?

Think of a key person in your life.

Why is this person important?

How did this person change you?

How did this person change your life?

• Writing •

Activity 1 Write Your Ideas

Complete these paragraphs about turning points.
Use your ideas from page 38.

Your instructor will help you with spelling.

Paragraph 1

When I was _____ years old, a _____
thing happened. _____

Because of this, _____

Paragraph 2

A key person in my life is _____.

This is because _____

_____ is a _____ person.

Read each paragraph out loud.
Which paragraph do you like better?
Copy the paragraph on the lines.

Check for capital letters and end punctuation.

Good writers know that writing is a process.

Good writers think of ideas before they write.

Good writers check their writing.



© iStockphoto.com/Issaurinko

Activity 2 Organize Ideas



Good writers know that writing is a process.

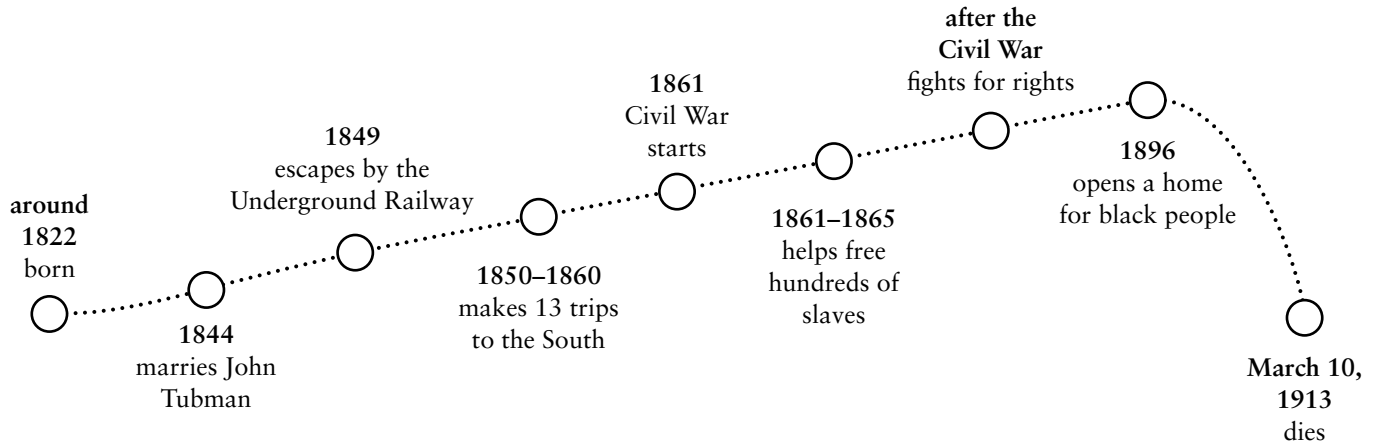
Good writers organize their ideas before they write.

One way to organize ideas is to use time lines.

Look at the time line.

1. What is the topic of the time line?
2. How many events are on the time line?

Harriet Tubman's Time Line



Use Harriet Tubman's time line to complete the paragraphs.

Paragraph 1: The Early Years

Harriet Tubman is born around 1822. In 1844, Harriet _____
_____.

Paragraph 2: Freeing Slaves

Five years later, Harriet _____
_____. She makes 13 trips to the South _____
_____. The Civil War starts in 1861. Harriet helps
_____ between 1861 and 1865.

Paragraph 3: Later Years

_____, Harriet fights for rights. _____,
she opens a home for black people. Harriet dies on _____.

• Word Attack Skills •

Activity 1 Predict the Word



Complete each paragraph.
Use the pictures to predict the word.

Readers see new words all the time.
They need to decode the new words.

Good readers decode words
in different ways.

They use pictures to predict words.
They use meaning clues to predict words.

These are two ways to decode words.

© Library of Congress, Prints and Photographs Division.



Paragraph 1

These four men are slaves. They are trying to _____ from the white men. The white men _____ them. One slave falls to the _____ .

© Paul Collins.



Paragraph 2

Harriet leads many _____ to freedom. They must be _____. The Underground Railway is full of dangers.

Complete each sentence.
Use meaning clues to predict the word.

1. _____ are taken from their parents and sold.
2. Slaves cannot go to school. So they cannot get an _____ .
3. Harriet grabs a _____. She pretends to read it.

Activity 2 Find Common Patterns

Look at each word in the box.
Each word has a common pattern.
Write the word under the correct pattern.

capture ✓ *station* *action* *adventure*
table *able* *future* *stable*
nation *cable* *nature* *education*

Good readers look for
common patterns in words.

This is another way to decode words.

ture

able

tion

capture

_____	_____	_____
_____	_____	_____
_____	_____	_____
_____	_____	_____

Read the sentences in the box.
Circle the words that have one of these patterns:

ture able tion

Many words have common patterns.
The patterns look and sound the same.

Find the Common Patterns



1. The white slave owners want to capture Harriet.
2. Harriet works for a better future.
3. Harriet eats table scraps.
4. She is able to escape her hard life.
5. Slaves cannot get an education.
6. Harriet takes action to help black people.

Activity **3** Divide and Conquer



Read these words.

Look for common endings.

Write the base word on the line.

owners own

helps help

1. wanted

2. escapes

3. dressing

4. fools

5. sleeps

6. knocked

7. tells

8. working

9. hunted

10. helping

Many words have a base word with a common ending.

Good readers look for base words and common endings

This is another way to decode words.

Read each sentence out loud.

Circle the words with common endings.

11. Harriet must keep working hard on the farm.

12. Harriet is knocked out.

13. She has a dream as she sleeps.

14. Her husband tells her to forget about her dream.

15. She escapes on the Underground Railway.

16. Harriet fools the white slave owner.

17. She fools the slave owner by dressing like a man.


18. Harriet is hunted by slave owners.

19. Harriet does not stop helping people.

20. She helps men, women, and children.

• Crossword •

Harriet Tubman



Crossword Clues

All the answers to the clues are from Harriet Tubman's biography.

ACROSS

3. silver and _____
5. opposite of tame
6. cut wood (rhymes with top)
9. mother and father
13. someone may offer this if you find their lost dog
14. takes a chance
15. \$3.99 \$99.99 \$2.59

DOWN

1. opposite of remember
2. we do this at night
4. run away from a place to be free
7. someone who owns something
8. opposite of slavery
10. New York, California, Montana
11. this often has four chairs with it
12. opposite of rich

Harriet Tubman



1. **Main Idea and Details:** (1) b (2) a
2. **Invisible Messages*:** (1) Harriet is brave. Harriet saves a lot of slaves. (2) Harriet never got lost on the Underground Railway. Harriet was always able to lead the slaves to freedom safely. Harriet is proud of her work.
3. **Fact and Opinion:** (1) F/O (2) F/O (3) F/O
4. **Table of Contents:** (1) The Underground Railway / a network of black and white people who lead slaves to freedom (2) Later Years / black people and women (3) Later Years / 91
5. **Organize Ideas:** (1) Harriet Tubman's life (2) 9 **Paragraph 1:** marries John Tubman **Paragraph 2:** escapes by the Underground Railway / between 1850 and 1860 / free hundreds of slaves **Paragraph 3:** After the Civil War / In 1896 / March 10, 1913
6. **Predict the Word*:** **Paragraph 1:** escape; run away / shoot; hunt / ground **Paragraph 2:** slaves / careful; quiet (1) children (2) education (3) newspaper; magazine; book
7. **Find Common Patterns:** (1) capture (2) future (3) table (4) able (5) education (6) action
8. **Divide and Conquer:** (1) want (2) escape (3) dress (4) fool (5) sleep (6) knock (7) tell (8) work (9) hunt (10) help (11) working (12) knocked (13) sleeps (14) tells (15) escapes (16) fools / owner (17) fools / owner / dressing (18) hunted / owners (19) helping (20) helps

*Accept any answer that makes sense.

Crossword Solution

