


BIZZOTTO



Sizing guide

RINGS



Sizing guide

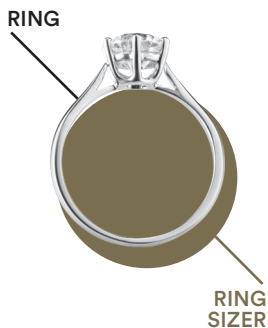
RINGS



How to use the bizzotto gioielli ring size chart

- If you have a ring that perfectly fits the finger on which you intend to wear your Bizzotto Gioielli creation, you can place it over the nearest size circle on the ring size chart.
- If your ring is in between sizes, Bizzotto Gioielli recommends you choose the larger size.

The inner edge of the ring
IS NOT ALIGNED with the
outer edge of the circle.



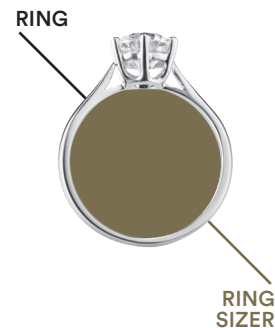
Choose a
SMALLER SIZE

The inner edge of the ring
IS NOT ALIGNED with the
outer edge of the circle.



Choose a
LARGER SIZE

The inner edge of the ring
IS ALIGNED with the
outer edge of the circle.




This is the
RIGHT size



Sizing guide

RING SIZE CHART





Sizing guide

RING SIZE CHART

FINGER CIRCUMFERENCE (in mm)	DIAMETER OF THE RING (in mm)	RING SIZE		
		Europe	USA & UK	Japan
44	14.01	44	3	4
45	14.33	45	3¼	5
46	14.65	46	3¾	6
47	14.97	47	4	7
48	15.29	48	4½	8
49	15.61	49	4¾	9
50	15.92	50	5¼	10
51	16.24	51	5¾	11
52	16.56	52	6	12
53	16.88	53	6¼	13
54	17.20	54	6¾	14
55	17.52	55	7¼	15
56	17.83	56	7½	16
57	18.15	57	8	17
58	18.47	58	8¼	18
59	18.79	59	8¾	19
60	19.11	60	9	20
61	19.43	61	9½	21
62	19.75	62	10	22
63	20.06	63	10¼	23
64	20.38	64	10¾	24
65	20.70	65	11	25
66	21.02	66	11½	26
67	21.34	67	11¾	27
68	21.66	68	12¼	28
69	21.97	69	12½	29
70	22.29	70	13	30
71	22.61	71	13¼	31

bizzottogioielli.com

SIZING GUIDE: RINGS