

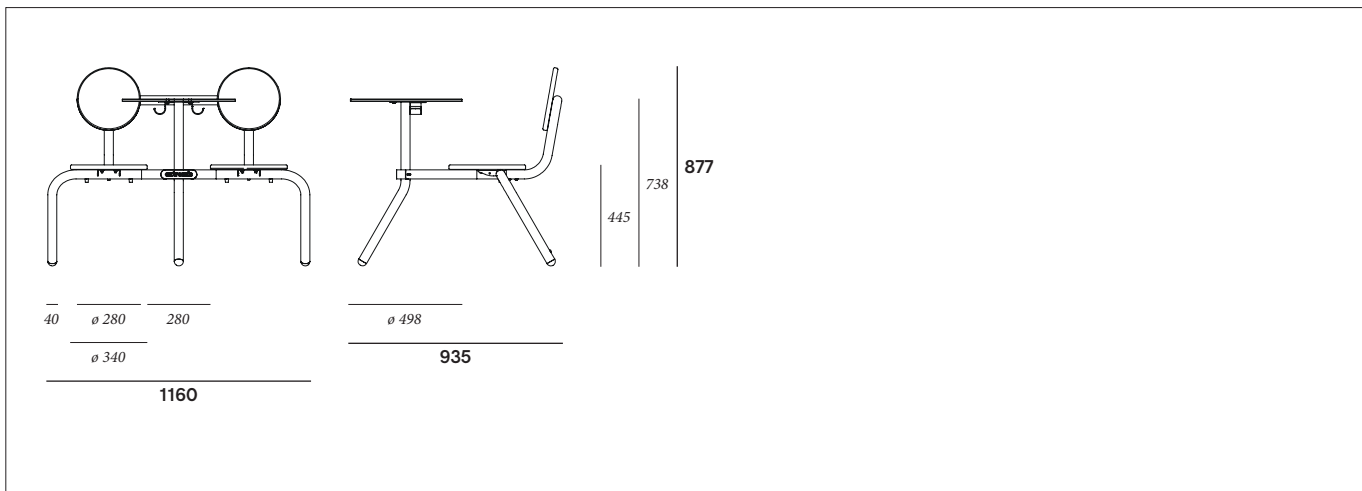
# Bistroo

© design by Dirk Wynants

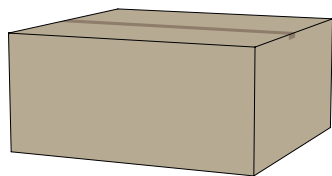
Table tray  
Cushions  
Floor fastening



## Bistroom with purse hanger & stacking spacer



BOX 1: BISTROOM



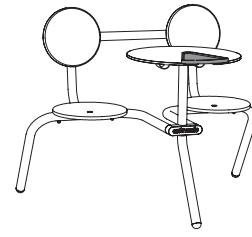
Box dimensions (mm)		L	W	H	Qty (#)	Volume (m <sup>3</sup> )	Gross weight (kg)	Net weight (kg)	Packaging weight (kg)
Bistroom	Box 1	765	725	355	1	0,20	25,20	23,10	2,10

**extremis®**

The content of this document, in particular the mentioned models, is protected by copyrights and/or design rights. The present document and its content is communicated to you for information purposes only. Any partial or total reproduction or any other use without our prior written permission is strictly prohibited. This technical sheet remains subject to possible changes. **All dimensions are in mm**, unless mentioned otherwise. Extremis is not responsible for the errors in the documentation of products. All measurements are approximate and are provided for informational purposes only.

**Tech sheet**  
20200127

### Table tray

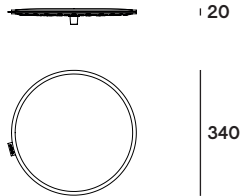


BOX 2: TRAY




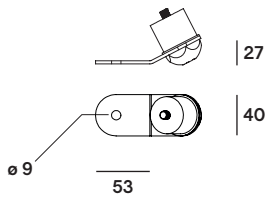
Box dimensions (mm)		L	W	H	Qty (#)	Volume (m <sup>3</sup> )	Gross weight (kg)	Net weight (kg)	Packaging weight (kg)
Tray	Box 2	270	215	50	1	0,01	0,42	0,23	0,19

### Cushion



The optional cushions are delivered inside the box with the Bistroo:  
0,31 kg / pc

### Floor fastening



The optional floor fastening is delivered inside the box with the Bistroo:  
0,13 kg / pc

## Materials & colors




Tabletop, seats, backrest & legs



Structured powder-coating\*

Cushion



Woolfelt\*

\*Subject to change, check price list or [www.extremis.com](http://www.extremis.com)

Materials	Key facts	Thickness mm	Layer thickness micron	Density	In/outdoor	Water	UV colour fastness	Flame retarding
Structured powder-coated aluminium tabletop	<ul style="list-style-type: none"> <li>A technique of applying dry paint to a part</li> <li>Electrostatically charged and sprayed onto the object</li> <li>Placed in an oven and powder particles melt and coalesce to form a continuous film</li> <li>More scratch-resistant than non structured powder-coating</li> </ul>	10	50 - 100	2,70 10 <sup>3</sup> kg/m <sup>3</sup>	Outdoor & indoor	n.a.	Very good: colour can fade to some extent when exposed to UV	NEN-EN 13501-1 A2-s1*
Structured powder-coated ZnAlMg steel seats & backrests	<ul style="list-style-type: none"> <li>A technique of applying dry paint to a part</li> <li>Electrostatically charged and sprayed onto the object</li> <li>Placed in an oven and powder particles melt and coalesce to form a continuous film</li> <li>More scratch-resistant than non structured powder-coating</li> </ul>	2	50-100	7,50 10 <sup>3</sup> kg/m <sup>3</sup>	Outdoor & indoor	n.a.	Very good: colour can fade to some extent when exposed to UV	NEN-EN 13501-1 A2-s1 **
Structured powder-coated stainless steel legs	<ul style="list-style-type: none"> <li>Easy to clean</li> <li>Stainless steel (for protection against rust), then powder-coated</li> <li>Placed in an oven and powder particles melt and coalesce to form a continuous film</li> <li>More scratch-resistant than non structured powder-coating</li> </ul>	2	50-100	8,00 10 <sup>3</sup> kg/m <sup>3</sup>	Outdoor & indoor	n.a.	Very good: colour can fade to some extent when exposed to UV	NEN-EN13501-1 A1 *
Teak table tray	<ul style="list-style-type: none"> <li>Durability CLASS 1</li> <li>Oiled for better dirt resistance</li> <li>Advisable to oil the wood</li> </ul>	20	n.a.	600 à 700 kg/m <sup>3</sup>	Outdoor & indoor	n.a.	Wood turns grey after a while	/
Woolfelt cushion	<ul style="list-style-type: none"> <li>100% wool felt</li> <li>Polyether foam filling</li> </ul>	2	n.a.	460 gr/m <sup>3</sup>	Store indoors	n.a.	(ISO 105-B02: 2014)	/
Stainless steel AISI 316 floor fastening	<ul style="list-style-type: none"> <li>High rust resistance</li> <li>Periodical maintenance required</li> </ul>	1,50	n.a.	8,00 10 <sup>3</sup> kg/m <sup>3</sup>	Outdoor & indoor version	n.a.	Very good	NEN-EN13501-1 A1 *

\* NEN-EN13501-1 A1

Class A1 products will not contribute to fire in any stage, including fully developed fire. For this reason, they are assumed to be capable of satisfying all requirements of all lower classes as well.

\*\* NEN-EN13501-1 A2-s1

Satisfying the same criteria as class B for the SBI-test according to EN 13823. In addition, under conditions of a fully developed fire these products will significantly contribute to the fire load a fire growth.

## Warnings

### General

- Do not use any sharp tools to open the packaging.
- We strongly advise against using power tools.
- Tripping hazard, mind your step.
- Do not put out cigarettes on the table.
- Not graffiti proof.
- Do not leave children unattended whilst playing on the table.
- To avoid danger of suffocation, keep plastic bags away from babies and children.
- Colors can differ over years and from batch to batch.

- For anchoring: use suitable bolts or screws from a specialized store depending on the material your terrace is made of.
- Stackable up to 4 pieces.
- Always stack the tables with 2 people.
- Only use Extremis accessories.
- Do not sit on the tabletop.
- Do not stand or jump on the seat or the tabletop.
- Max. 1 person or 120 kg per seat.

- Flame retarding - NEN-EN13501-1 A2-sl - Satisfying the same criteria as Class B for the SBI-test according to EN13823. In addition, under conditions of a fully developed fire these products will not significantly contribute to the fire load and fire growth.
- Dark colors can get very hot in sunny weather.

### Product

- Anchoring the product has to be done by qualified people.

### Powder-coating

- White powder-coating requires more maintenance.
- Do not use abrasive scouring powders or scourers as they will scratch the surface.
- Colour can fade to some extent when exposed to UV.

### Felt

- Stains should be removed immediately with a clean, soft cloth, particularly in case of dark-coloured liquids such as wine, ink, coffee, coke, oil and bird droppings. If left to dry, these liquids may cause permanent damage!
- Do not bleach to clean.

## Applications

**Residential:** Bistrou is the solution we came up with while designing compact furniture for urban patios, rooftop terraces and balconies. The design responds to the trend for smaller living. Perfect for city dwellers!

**Project:** For hospitality or corporate lunch areas, indoor and outdoors.

## Floor fastening

Our Bistrou picnic table can be fixed to the floor, to prevent them from being moved, or worse, from being stolen. However, attaching it to the floor is not always enough, as bolts can always be unscrewed. We offer a connection piece that replaces the end cap at the bottom of a table leg.



## Good to know

- Fits on a terrace or balcony of 1.2 x 1.2 meter.
- Water draining seat.
- Bistrou combines perfectly with Virus.
- Tabletop cut-out to fix accessories.



- Stackable up to 4 pieces.



## Maintenance

Find maintenance instructions at the downloads section of [extremis.com](http://extremis.com) for:

### POWDER-COATED PARTS

- White powder-coating obviously requires more maintenance.
- Clean stains with a magic eraser.

### FELT CUSHIONS

- Hand-wash in lukewarm water, please don't squeeze but spread them out for drying.
- Use a mild detergent and don't bleach, please also don't remove stains with aggressive chemicals but mild detergents.

## F.a.q.

**Q: Is it possible to stack the table?**

**A:** It is possible. You can stack Bistrou up to 4 pieces. To avoid damage, use blankets.

**Q: Is it easy to move the table?**

**A:** The table is very light, so it can be moved easily.

## Awards



## Website

[www.extremis.com/bistrou](http://www.extremis.com/bistrou)