

# Walrus

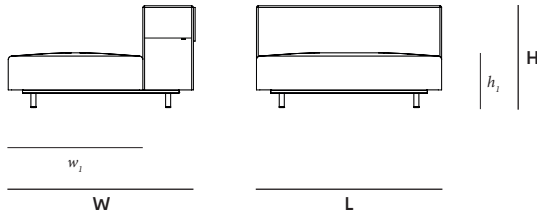
© design by Dirk Wynants

110 / 80  
 Corner seat  
 Middle seat  
 Club chair  
 Footstool

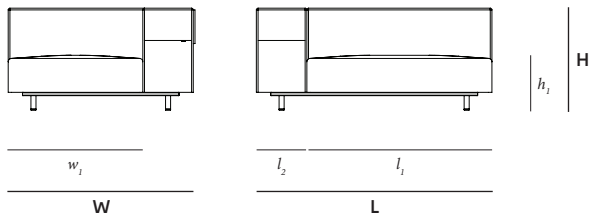
Modules with side tables  
 Coffee tables  
 Linking table  
 Blankets  
 Cushions



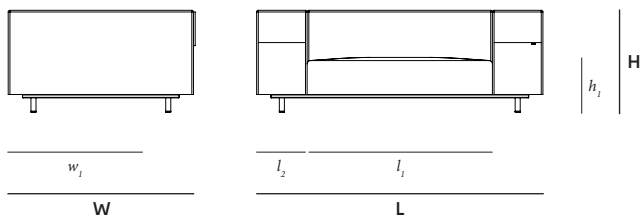
## Walrus



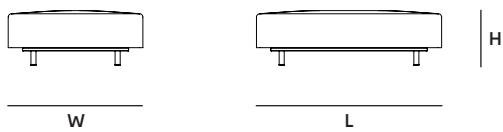
Dimensions (inch)	L	W	H	w <sub>1</sub>	h <sub>1</sub>
Middle seat 110	43,31	43,31	23,82	31,50	12,80
Middle seat 80	31,50	43,31	23,82	31,50	12,80



Dimensions (inch)	L	W	H	l <sub>1</sub>	l <sub>2</sub>	w <sub>1</sub>	h <sub>1</sub>
Corner seats 110	55,12	43,31	23,82	43,31	11,81	31,50	12,80
Corner seats 80	43,31	43,31	23,82	31,50	11,81	31,50	12,80

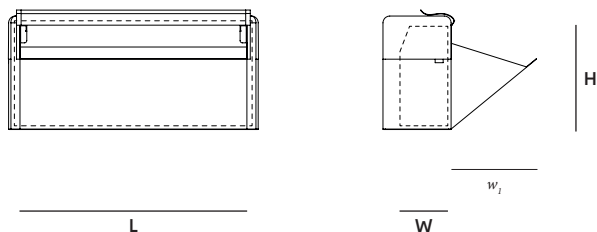


Dimensions (inch)	L	W	H	l <sub>1</sub>	l <sub>2</sub>	w <sub>1</sub>	h <sub>1</sub>
Club chair 110	66,93	43,31	23,82	43,31	11,81	31,50	12,80
Club chair 80	55,12	43,31	23,82	31,50	11,81	31,50	12,80



Dimensions (inch)	L	W	H
Footstool 110	43,31	31,50	12,80

## Storage pouch (middle seat/corner seat/club chair)



Dimensions (inch)	L	W	H	w <sub>1</sub>
Storage pouch 110	41,34	8,27	18,11	14,80
Storage pouch 80	29,53	8,27	18,11	14,80

**extremis®**

The content of this document, in particular the mentioned models, is protected by copyrights and/or design rights. The present document and its content is communicated to you for information purposes only. Any partial or total reproduction or any other use without our prior written permission is strictly prohibited. This technical sheet remains subject to possible changes. **All dimensions are in inch**, unless mentioned otherwise. Extremis is not responsible for the errors in the documentation of products. All measurements are approximate and are provided for informational purposes only.

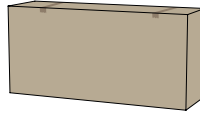
**Tech sheet**  
 20190814

Tools for togetherness

BOX 1: ARMREST



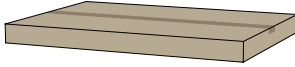
BOX 2: BACKREST + FILLING COMFORT PILLOW + ROD



BOX 3: SEAT CUSHION



BOX 4: FRAME



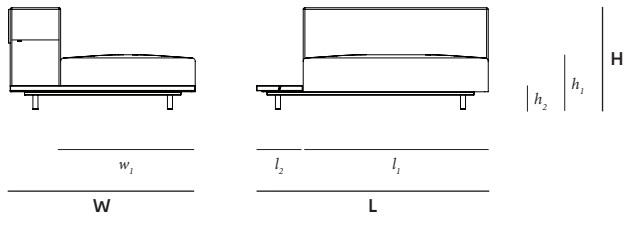
BOX 5: FEET



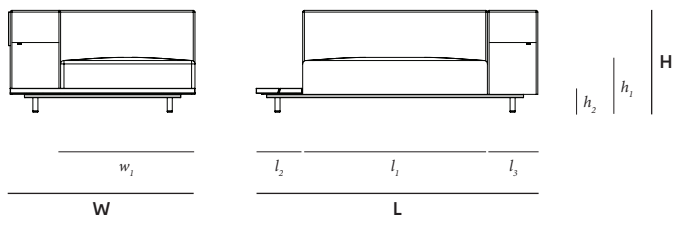
Box dimensions (inch)		L	W	H	Qty (#)	Volume (ft <sup>3</sup> )	Gross weight (lb)	Net weight (lb)	Packaging weight (lb)
Middle seat 110	Box 2	45,67	13,58	21,65	1	7,77	51,48	46,30	5,18
	Box 3	44,88	32,68	10,63	1	9,18	22,80	16,53	6,26
	Box 4	52,76	41,73	4,53	1	5,65	35,43	28,81	6,61
	Box 5	7,87	5,51	5,51	1	0,35	2,38	1,94	0,44
	<b>total:</b>					<b>22,95</b>	<b>112,08</b>	<b>93,59</b>	<b>18,50</b>
Middle seat 80	Box 2	33,86	13,58	21,65	1	5,65	40,21	35,03	5,18
	Box 3	32,68	32,28	10,24	1	6,36	15,74	11,20	4,54
	Box 4	52,76	41,73	4,53	1	5,65	26,70	20,08	6,61
	Box 5	7,87	5,51	5,51	1	0,35	2,38	1,94	0,44
	<b>total:</b>					<b>18,01</b>	<b>85,03</b>	<b>68,26</b>	<b>16,78</b>
Corner seat 110	Box 1	45,67	13,58	21,65	1	7,77	42,66	37,48	5,18
	Box 2	45,67	13,58	21,65	1	7,77	51,48	46,30	5,18
	Box 3	44,88	32,68	10,63	1	9,18	22,80	16,53	6,26
	Box 4	52,76	41,73	4,53	1	5,65	41,87	35,25	6,61
	Box 5	7,87	5,51	5,51	1	0,35	2,38	1,94	0,44
<b>total:</b>					<b>30,72</b>	<b>161,18</b>	<b>137,50</b>	<b>23,68</b>	
Corner seat 80	Box 1	45,67	13,58	21,65	1	7,77	32,78	27,60	5,18
	Box 2	33,86	13,58	21,65	1	5,65	40,21	35,03	5,18
	Box 3	32,68	32,28	10,24	1	6,36	15,74	11,20	4,54
	Box 4	52,76	41,73	4,53	1	5,65	35,43	28,81	6,61
	Box 5	7,87	5,51	5,51	1	0,35	2,38	1,94	0,44
<b>total:</b>					<b>25,78</b>	<b>126,55</b>	<b>104,59</b>	<b>21,96</b>	
Corner seat 110 with 2 storage pouches	Box 2	45,67	13,58	21,65	2	15,54	85,32	92,59	10,36
	Box 3	44,88	32,68	10,63	1	9,18	22,80	16,53	6,26
	Box 4	52,76	41,73	4,53	1	5,65	41,87	35,25	6,61
	Box 5	7,87	5,51	5,51	1	0,35	2,38	1,94	0,44
	<b>total:</b>					<b>30,72</b>	<b>170,00</b>	<b>146,32</b>	<b>23,68</b>
Corner seat 80 with 2 storage pouches	Box 2	33,86	13,58	21,65	2	11,30	75,24	70,06	5,18
	Box 3	32,68	32,28	10,24	1	6,36	15,74	11,20	4,54
	Box 4	52,76	41,73	4,53	1	5,65	35,43	28,81	6,61
	Box 5	7,87	5,51	5,51	1	0,35	2,38	1,94	0,44
	<b>total:</b>					<b>23,66</b>	<b>128,77</b>	<b>112,02</b>	<b>16,78</b>
Club chair 110	Box 1	45,67	13,58	21,65	2	15,54	80,14	74,96	5,18
	Box 2	45,67	13,58	21,65	1	7,77	51,48	46,30	5,18
	Box 3	44,88	32,68	10,63	1	9,18	22,80	16,53	6,26
	Box 4	59,06	41,73	4,53	1	6,36	47,42	39,71	7,72
	Box 5	7,87	5,51	5,51	1	0,35	2,38	1,94	0,44
	<b>total:</b>					<b>39,20</b>	<b>204,21</b>	<b>179,43</b>	<b>24,78</b>

Box dimensions (inch)		L	W	H	Qty (#)	Volume (ft³)	Gross weight (lb)	Net weight (lb)	Packaging weight (lb)
Club chair 80	Box 1	45,67	13,58	21,65	2	15,54	55,93	54,39	5,18
	Box 2	33,86	13,58	21,65	1	5,65	40,21	35,03	5,18
	Box 3	32,68	32,28	10,24	1	6,36	15,74	11,20	4,54
	Box 4	52,76	41,73	4,53	1	5,65	41,87	35,25	6,61
	Box 5	7,87	5,51	5,51	1	0,35	2,38	1,94	0,44
<b>total:</b>						<b>33,55</b>	<b>159,77</b>	<b>137,81</b>	<b>21,96</b>
Footstool 110	Box 3	44,88	32,68	10,63	1	9,18	22,80	16,53	6,26
	Box 4	52,76	41,73	4,53	1	5,65	26,70	20,08	6,61
	Box 5	7,87	5,51	5,51	1	0,35	2,38	1,94	0,44
<b>total:</b>						<b>15,19</b>	<b>51,87</b>	<b>38,56</b>	<b>13,32</b>

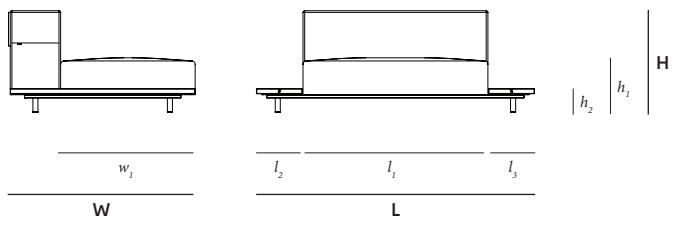
### Modules with side tables



Dimensions (inch)	L	W	H	$l_1$	$l_2$	$w_1$	$h_1$	$h_2$
Seat with side table 110	54,17	43,31	23,82	43,31	10,67	31,50	12,80	5,55
Seat with side table 80	42,36	43,31	23,82	31,50	10,67	31,50	12,80	5,55

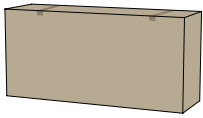


Dimensions (inch)	L	W	H	$l_1$	$l_2$	$l_3$	$w_1$	$h_1$	$h_2$
Seat with armrest & side table 110	65,98	43,31	23,82	43,31	10,67	11,81	31,50	12,80	5,55
Seat with armrest & side table 80	54,17	43,31	23,82	31,50	10,67	11,81	31,50	12,80	5,55

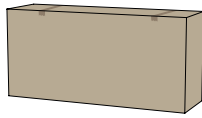


Dimensions (inch)	L	W	H	$l_1$	$l_2$	$w_1$	$h_1$	$h_2$
Seat with 2 side tables 110	65,04	43,31	23,82	43,31	10,67	31,50	12,80	5,55
Seat with 2 side tables 80	53,23	43,31	23,82	31,50	10,67	31,50	12,80	5,55

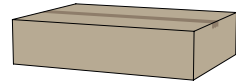
BOX 1: ARMREST



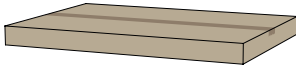
BOX 2: BACKREST + FILLING COMFORT PILLOW + ROD



BOX 3: SEAT CUSHION



BOX 4: FRAME



BOX 5: FEET

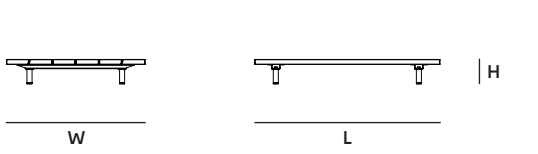


BOX 6: SIDE TABLE

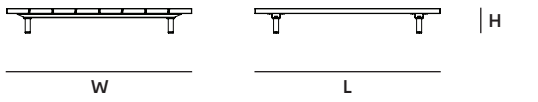


Box dimensions (inch)		L	W	H	Qty (#)	Volume (ft³)	Gross weight (lb)	Net weight (lb)	Packaging weight (lb)
Seat with side table <sup>110</sup>	Box 2	45,67	13,58	21,65	1	7,77	51,48	46,30	5,18
	Box 3	44,88	32,68	10,63	1	9,18	22,80	16,53	6,26
	Box 4	52,76	41,73	4,53	1	5,65	35,43	28,81	6,61
	Box 5	7,87	5,51	5,51	1	0,35	2,38	1,94	0,44
	Box 6	45,28	12,60	3,54	1	1,06	19,58	15,06	4,52
		<b>total:</b>					<b>24,01</b>	<b>131,66</b>	<b>108,64</b>
Seat with side table <sup>80</sup>	Box 2	33,86	13,58	21,65	1	5,65	40,21	35,03	5,18
	Box 3	32,68	32,28	10,24	1	6,36	15,74	11,20	4,54
	Box 4	52,76	41,73	4,53	1	5,65	35,43	28,81	6,61
	Box 5	7,87	5,51	5,51	1	0,35	2,38	1,94	0,44
	Box 6	45,28	10,63	2,95	1	1,06	19,58	15,06	4,52
		<b>total:</b>					<b>19,07</b>	<b>113,34</b>	<b>92,04</b>
Seat with armrest & side table <sup>110</sup>	Box 1	45,67	13,58	21,65	1	7,77	42,66	37,48	5,18
	Box 2	45,67	13,58	21,65	1	7,77	51,48	46,30	5,18
	Box 3	44,88	32,68	10,63	1	9,18	22,82	16,53	6,26
	Box 4	52,76	41,73	4,53	1	5,65	35,43	28,81	6,61
	Box 5	7,87	5,51	5,51	1	0,35	2,38	1,94	0,44
	Box 6	45,28	12,60	3,54	1	1,06	19,58	15,06	4,52
		<b>total:</b>	<b>0,00</b>	<b>0,00</b>	<b>0,00</b>		<b>31,78</b>	<b>174,32</b>	<b>146,12</b>
Seat with armrest & side table <sup>80</sup>	Box 1	45,67	13,58	21,65	1	7,77	42,66	37,48	5,18
	Box 2	33,86	13,58	21,65	1	5,65	40,21	35,03	5,18
	Box 3	32,68	32,28	10,24	1	6,36	15,74	11,20	4,54
	Box 4	52,76	41,73	4,53	1	5,65	35,43	28,81	6,61
	Box 5	7,87	5,51	5,51	1	0,35	2,38	1,94	0,44
	Box 6	45,28	10,63	2,95	1	1,06	19,58	15,06	4,52
		<b>total:</b>					<b>26,84</b>	<b>156,00</b>	<b>129,52</b>
Seat with 2 side tables <sup>110</sup>	Box 2	45,67	13,58	21,65	1	7,77	51,48	46,30	5,18
	Box 3	44,88	32,68	10,63	1	9,18	22,80	16,53	6,26
	Box 4	52,76	41,73	4,53	1	5,65	35,43	28,81	6,61
	Box 5	7,87	5,51	5,51	1	0,35	2,38	1,94	0,44
	Box 6	45,28	12,60	3,54	2	2,47	39,15	30,12	9,04
		<b>total:</b>	<b>0,00</b>	<b>0,00</b>	<b>0,00</b>		<b>25,43</b>	<b>151,24</b>	<b>123,70</b>
Seat with 2 side tables <sup>80</sup>	Box 2	33,86	13,58	21,65	1	5,65	40,21	35,03	5,18
	Box 3	32,68	32,28	10,24	1	6,36	15,74	11,20	4,54
	Box 4	52,76	41,73	4,53	1	5,65	35,43	28,81	6,61
	Box 5	7,87	5,51	5,51	1	0,35	2,38	1,94	0,44
	Box 6	45,28	10,63	2,95	1	1,06	19,58	15,06	4,52
		<b>total:</b>					<b>19,07</b>	<b>113,34</b>	<b>92,04</b>

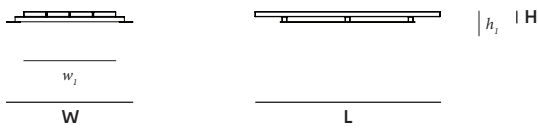
Tables



Dimensions (inch)	L	W	H
Coffee table <small>std. height</small>	43,31	32,40	5,71
Coffee table <small>high feet</small>	43,31	32,40	7,68



Dimensions (inch)	L	W	H
Corner Square table <small>std. height</small>	43,31	43,31	5,71
Corner Square table <small>high feet</small>	43,31	43,31	7,68



Dimensions (inch)	L	W	H	w <sub>1</sub>	h <sub>1</sub>
Linking table	43,31	29,49	2,64	21,54	5,71

BOX 5: FEET

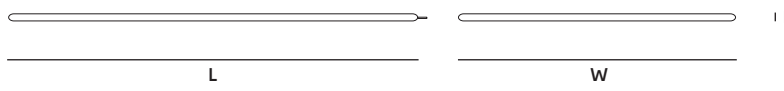


BOX 7: TABLE




Box dimensions (inch)		L	W	H	Qty (#)	Volume (ft³)	Gross weight (lb)	Net weight (lb)	Packaging weight (lb)
Coffee table	Box 7	45,28	34,37	3,15	1	2,83	49,12	43,61	5,51
	Box 5	7,87	5,51	5,51	1	0,35	2,38	1,94	0,44
					<b>total:</b>	<b>3,18</b>	<b>51,50</b>	<b>45,55</b>	<b>6,61</b>
Corner square table	Box 7	45,28	45,28	3,15	1	3,88	65,57	58,95	6,61
	Box 5	7,87	5,51	5,51	1	0,35	2,38	1,94	0,44
					<b>total:</b>	<b>4,24</b>	<b>67,95</b>	<b>60,89</b>	<b>7,05</b>
Linking table	Box 7	45,28	31,46	7,68	1	1,41	42,70	37,19	5,51

## Blankets



BAG 1: BLANKET

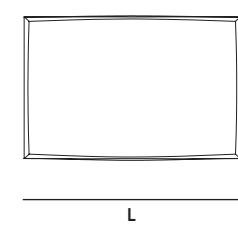
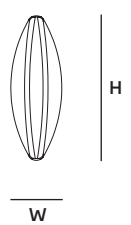


		Dimensions (inch)			L	W	H			
		Blanket 110			61,81	41,34	0,79			
		Blanket 80			61,81	29,53	0,79			


  

Box dimensions (inch)		L	W	H	Qty (#)	Volume (ft³)	Gross weight (lb)	Net weight (lb)	Packaging weight (lb)
Blanket 110	Bag 1	61,81	41,34	0,79	1	1,06	4,43	4,41	0,02
Blanket 80	Bag 1	61,81	29,53	0,79	1	0,71	3,33	3,31	0,02

## Comfort cushion (without filling)

BAG 2: COMFORT CUSHION COVER




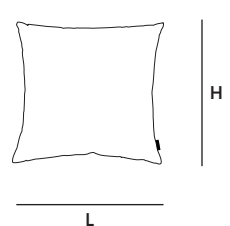
		Dimensions (inch)			L	W	H			
		Comfort cushion cover 110			31,50	7,87	19,69			
		Comfort cushion cover 80			19,69	7,87	19,69			


Box dimensions (inch)		L	W	H	Qty (#)	Volume (ft³)	Gross weight (lb)	Net weight (lb)	Packaging weight (lb)
Comfort cushion cover 110	Bag 2	31,50	7,87	0,20	1	0,35	0,64	0,62	0,02
Comfort cushion cover 80	Bag 2	19,69	7,87	0,20	1	0,35	0,42	0,40	0,02

The comfort cushion filling is delivered inside the storage pouch. The Sunbrella cover comes in a separate colli.

## Deco cushion

BAG 3: DECO CUSHION

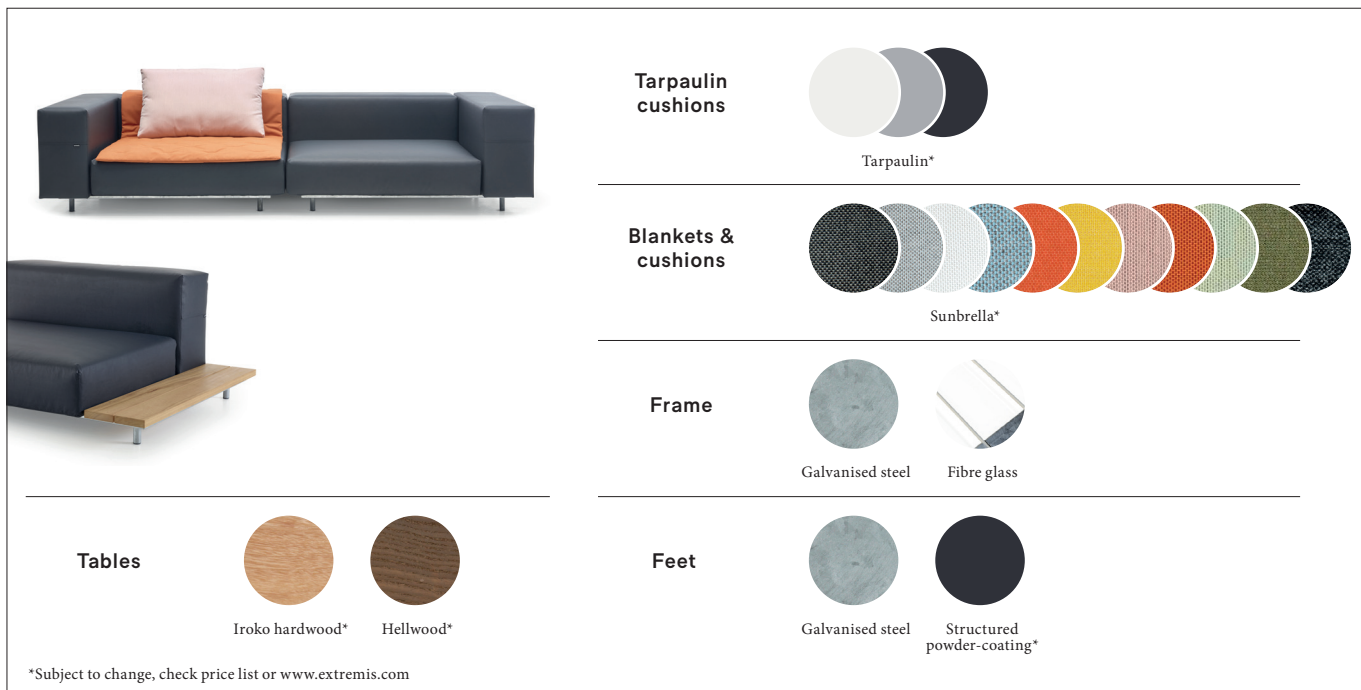


		Dimensions (inch)			L	W	H			
		Deco cushion			19,69	6,69	19,69			

Box dimensions (inch)		L	W	H	Qty (#)	Volume (ft³)	Gross weight (lb)	Net weight (lb)	Packaging weight (lb)
Deco cushion	Bag 3	19,69	6,69	19,69	1	1,41	2,01	1,98	0,02

## Materials & colours



Materials	Key facts	Thickness inch	Layer thickness micron	Density	In/outdoor	Water	UV colour fastness	Flame retarding
Hot dip galvanised steel frame, legs & connection piece	<ul style="list-style-type: none"> <li>• Most durable method for protecting metal from rusting</li> <li>• Protective layer</li> <li>• Very long life span</li> <li>• 100% recyclable</li> <li>• Cradle to Cradle Certified™</li> </ul>	0,07 - 0,39	n.a.	0,47 10 <sup>3</sup> lb/ft <sup>3</sup>	Outdoor & indoor	n.a.	Very good, galvanisation will however become less shiny when used outdoors	NEN-EN13501-1 A1 *
Fibre glass rods	<ul style="list-style-type: none"> <li>• Made with the pultrusion technique: a non-stop process of fibre glass wires pulled through a bath of polyester</li> <li>• Strong</li> <li>• Lightweight</li> </ul>	0,31	n.a.	0,02 10 <sup>3</sup> lb/ft <sup>3</sup>	Outdoor & indoor	n.a.	Very good: colour can fade to some extent when exposed to UV	/
Tarpaulin cushions	<ul style="list-style-type: none"> <li>• Developed for outdoor</li> <li>• High tenacity polyester yarn + PVC coating + protective coating</li> <li>• Anti-bacterial + UV treated</li> </ul>	0,01	n.a.	171 oz/ft <sup>2</sup>	Outdoor & indoor -30°C +70°C DIN EN 1876/2 1998	100% water proof / water column of 100 mbar	7-8/8 (ISO 105-B02)	Flame speed <100mm/sec ISO3795 1989
Sunbrella blankets & cushions	<ul style="list-style-type: none"> <li>• 100% Sunbrella Acrylic</li> <li>• Best outdoor fabric available for making cushions</li> <li>• Dirt repellent</li> <li>• Not waterproof, store inside!</li> <li>• Machine washable at max. 30°C. Ironing restores the protective layer</li> </ul>	0,01	n.a.	103 oz/ft <sup>2</sup>	Outdoor & indoor	water column of 35 mbar (EN 20811)	7/8 (ISO 105-B02)	/
Iroko tables	<ul style="list-style-type: none"> <li>• Durability CLASS 1</li> <li>• Feels comfortable in all weather conditions</li> <li>• Advisable to oil the wood</li> </ul>	1,18	n.a.	37 à 43 lb/ft <sup>3</sup>	Outdoor & indoor	n.a.	Untreated wood turns grey after a while	/
Hellwood tables	<ul style="list-style-type: none"> <li>• Durability CLASS 1</li> <li>• Carries the PEFC™ label for durable forestry</li> <li>• Feels comfortable in all weather conditions</li> <li>• Advisable to oil the wood</li> </ul>	1,18	n.a.	37 lb/ft <sup>3</sup>	Outdoor & indoor	n.a.	Untreated wood turns grey after a while	/



\* NEN-EN13501-1 A1

Class A1 products will not contribute to fire in any stage, including fully developed fire. For this reason, they are assumed to be capable of satisfying all requirements of all lower classes as well.

## Warnings

### General

- Do not use any sharp tools to open the packaging.
- We strongly advise against using power tools.
- Do not put out cigarettes on the sofa.
- Not graffiti proof.
- Do not leave children unattended whilst playing on the sofa.
- To avoid danger of suffocation, keep plastic bags away from babies and children.
- Colours can differ over years and from batch to batch.

### Product

- We strongly advise to store the blanket & cushions indoors when the Walrus is not used frequently.
- Do not leave iron items such as needles, knives or tools close to the magnets of the back cushions.
- People with a pacemaker should not come into contact with the magnetic field.
- Keep electrical equipment and data cards away from the magnetic field.
- Keep the magnets out of the way of open flames and heat.
- In order to open and close the storage pouch, Walrus should be placed in a distance of at least 50 cm from obstacles as a wall, the fence, the pool, ...
- Walrus is not a toy. Kids and pets don't belong in the storage pouch!
- Walrus is only compatible with Extremis cushions and blankets.
- Do not stand on the seat and do not lie down on the sofa with your shoes on.
- Keep pets and sharp objects away from the Walrus to avoid damaging the fabric.

- Jeans can leave dye marks on the Walrus tarpaulin, just as they can on other seating fabrics.
- Max. 2 people or 160 kg per module.

### Tarpaulin

- A magic sponge may only be used on marks or stains when normal cleaning is not enough.
- We advise to clean frequently.
- Clean the fabric regularly, don't forget to clean between the cushions, to prevent lasting stains.
- Keep in mind that white is a more sensitive colour.
- UV colour fastness: 7/8 (ISO 105-B02)
- Flame retarding: Flame speed <100mm/sec - ISO3795 1989.
- Leaves that are not swept off the seat promptly may start fermenting and cause stubborn stains. This is why we highly recommend that you do not put your furniture under a tree.
- Cushions in darker colors can get very hot in the sun. Be aware.

### Galvanised steel

- Galvanisation will become less shiny when used outdoors.
- Flame retarding - NEN-EN13501-1 A1 - Class A1 products will not contribute to fire in any stage, including fully developed fire. For this reason, they are assumed to be capable of satisfying all requirements of all lower classes as well.
- Possible impurities in the immersion tank can cause black marks during galvanization, which are intrinsic to this industrial finishing technique.
- White marks on this zinc layer are also intrinsic to this

procedure and will disappear when the furniture is put outdoors.

- This industrial finishing technique may result in a rougher surface. This is intrinsic to the process.

### Sunbrella

- Not waterproof, store inside!
- Shake or brush off loose dirt immediately.
- UV colour fastness: 7/8 (ISO 105-B02).

### Fibre glass

- Wear gloves when assembling or dismantling the glass fiber rods. They can cause skin irritations.

### Wood

- When delivered, the wood is untreated.
- Wood is a natural material and its look is different for every slat, plank and tree.
- Wood will gradually become rougher and start to turn grey as a consequence of exposure to the sun and rain. We recommend oiling the wood at regular intervals depending from location and general weather conditions.
- Clean regularly with mild detergent. Never use a high pressure cleaner as this will roughen the wood's smooth surface and irreparably damage the wood's fiber.
- Thorough cleaning with Extremis Wood Cleaner.
- We strongly recommend that you treat your wood with wood protector to protect it from stains - small cracks and crevices can also appear as part of this process. We strongly advise everyone to treat the furniture with our Wood Protector.

## Applications

**Residential:** on terraces, patios or courtyard, indoor as well as outdoor.

**Project:** hotel and catering industry, company terraces, public spaces, squares, event venues, schools, office, meeting room, bar, office, ...

## Good to know

- Walrus corner seat is also available with two backrests, this way you have an extra storage pouch to hide blankets, cushions, atmosphere lights ....
- An ingenious storage pouch in the back of the Walrus hides a foldout blanket and a thick cushion, to provide the softness, comfort and touch appreciated in contact with your body.
- The comfort cushion filling is delivered inside the storage pouch. The Sunbrella cover comes in a separate colli.

## Awards



## F.a.q.

**Q:** Is it for outdoors?

**A:** Of course, the parts that are permanently exposed to the elements are made of an extremely durable tarpaulin material that does not absorb any water.

## Website

[www.extremis.com/walrus](http://www.extremis.com/walrus)

## Maintenance

Find maintenance instructions at the downloads section of [extremis.com](http://extremis.com) for:

### BLANKET & CUSHIONS (SUNBRELLA)

- Shake or brush off loose dirt immediately.
- Spray Extremis Multi Cleaner.
- Use a soft brush and make circular movements.
- Let the suds soak in for a moment.
- Rinse thoroughly to remove all soap residue.
- Simply allow to dry.
- It's also possible to put the blanket and the pillow covers in a washing machine (max 40°C). Follow the cleaning instruction on the label

### CUSHIONS (TARPAULIN)




- The tarp material on the Walrus is easy to clean with Extremis MultiCleaner and an Extremis brush.
- With every Walrus come two miracle sponges. These sponges may only be used on marks or stains when normal cleaning is not enough. After cleaning, just let it dry, or wipe with a clean towel for an even better result.
- Dependent on the conditions the Walrus is placed in, we advise to clean frequently. (e.g. rain, dust, proximity of trees, pets, insects, climate).
- **Also keep in mind that white is a more sensitive colour for outdoor use.**

### WOOD

- Clean regularly with mild detergent.
- Thorough cleaning with Extremis Wood Cleaner.
- Oil the wood with Extremis Wood Protector. We recommend oiling the wood at regular intervals depending from location and general weather conditions.
- In order to smoothen the surface again after a thorough cleaning, lightly sand your wood with 80 grit sanding paper or a sanding pad.

### RECOMMENDED USE

- For Extremis Wood Protector:

 1L	10 to 15 wood care treatments for a coffee table 6 to 10 wood care treatments for a corner square table 8 to 12 wood care treatments for a linking table 20 to 30 wood care treatments for a side table
 0.5L	5 to 7 wood care treatments for a coffee table 3 to 5 wood care treatments for a corner square table 4 to 6 wood care treatments for a linking table 10 to 15 wood care treatments for a side table
	75 - 100 ml for one coffee table 100 - 150 ml for one corner square table 50 - 75 ml for one linking table 25 - 50 ml for one side table