

Inumbra

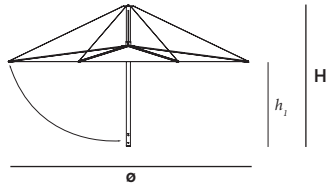
© design by Dirk Wynants

ø350
ø400
Permanent fixation
Parasol foot for floor fastening

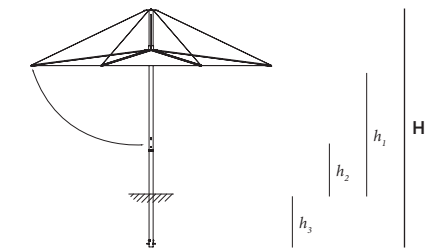
Concrete (wheel) base
In combination with
Gargantua & Pantagruel



Inumbra

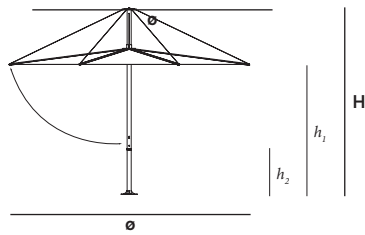


Dimensions (inch)	ø	H	h ₁
Inumbra ø350	137,80	79,69	47,87
Inumbra ø400	157,48	85,98	51,93



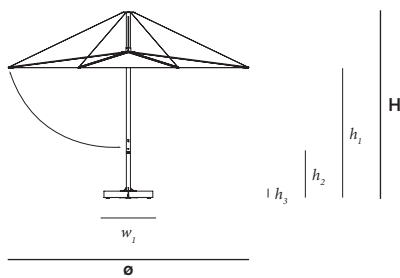
Dimensions (mm)	ø	H	h ₁	h ₂	h ₃
Inumbra ø350 with base for permanent fixation	137,80	108,15	75,79	34,65	30,94
Inumbra ø400 with base for permanent fixation	157,48	114,57	79,92	31,10	30,94

You can always demount the parasol from the permanent fixation base.

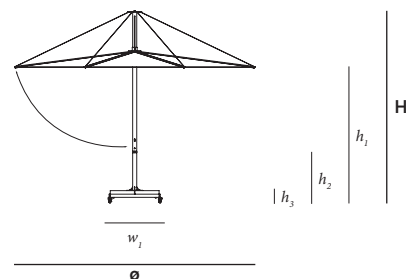


Dimensions (inch)	ø	H	h ₁	h ₂
Inumbra ø350 with floor fastening 60	137,80	103,43	71,61	23,62
Inumbra ø400 with floor fastening 60	157,48	109,69	75,67	23,62
Inumbra ø350 with floor fastening 70	157,48	107,36	75,55	27,56
Inumbra ø400 with floor fastening 70	157,48	113,62	79,61	27,56

See next page for floor fastening dimensions.



Dimensions (inch)	ø	H	h ₁	h ₂	h ₃	w ₁
Inumbra ø350 on concrete base 71 cm	137,80	107,80	75,98	28,03	4,41	29,92
Inumbra ø400 on concrete base 71 cm	157,48	114,09	80,08	28,03	4,41	29,92
Inumbra ø350 on concrete base 81 cm	137,80	111,73	79,92	31,97	4,41	29,92
Inumbra ø400 on concrete base 81 cm	157,48	118,03	84,02	31,97	4,41	29,92

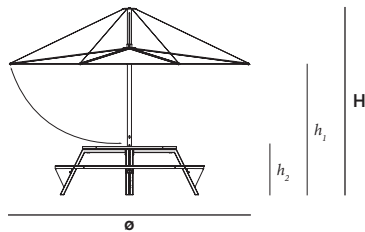


Dimensions (inch)	ø	H	h ₁	h ₂	h ₃	w ₁
Inumbra ø350 on concrete wheel base	137,80	110,91	79,09	31,10	7,48	32,48
Inumbra ø400 on concrete wheel base	157,48	117,20	85,39	31,10	7,48	32,48

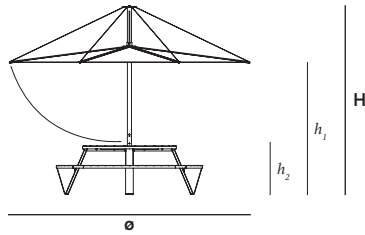
extremis®

The content of this document, in particular the mentioned models, is protected by copyrights and/or design rights. The present document and its content is communicated to you for information purposes only. Any partial or total reproduction or any other use without our prior written permission is strictly prohibited. This technical sheet remains subject to possible changes. **All dimensions are in inch**, unless mentioned otherwise. Extremis is not responsible for the errors in the documentation of products. All measurements are approximate and are provided for informational purposes only.

**Tech
sheet**
20190208

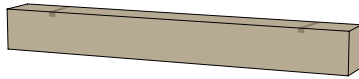


Dimensions (inch)	ø	H	h ₁	h ₂
Inumbra ø350 on Gargantua	137,80	107,87	76,06	35,04
Inumbra ø400 on Gargantua	157,48	114,17	80,16	31,50



Dimensions (inch)	ø	H	h ₁	h ₂
Inumbra ø350 on Pantagruel	137,80	109,06	77,24	36,22
Inumbra ø400 on Pantagruel	157,48	115,35	81,34	32,68

BOX 1: INUMBRA + COVER



BOX 2: 1 CONCRETE BLOCK



BOX 3: FRAME FOR CONCRETE BASE



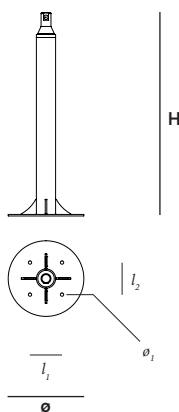
BOX 4: FRAME FOR CONCRETE WHEEL BASE



BOX 5: PARASOL BASE POLE



Box dimensions (inch)		L	W	H	Qty (#)	Volume (ft ³)	Gross weight (lb)	Net weight (lb)	Packaging weight (lb)
Inumbra ø350	Box 1	88,98	10,24	10,24	1	5,30	74,52	66,58	7,94
	total					6,71	98,33	88,18	10,14
Inumbra ø400	Box 1	88,98	10,24	10,24	1	5,30	83,78	77,60	6,17
	total					6,71	297,18	277,12	20,06
Floor fastening 60 cm	Box 5	30,71	15,35	12,99	1	3,53	16,31	11,02	5,29
Floor fastening 70 cm	Box 5	30,71	15,35	12,99	1	3,53	13,23	11,46	1,76
Concrete base 71 cm	Box 2	14,80	14,80	3,94	4	2,12	66,14	62,83	3,31
	Box 3	28,35	12,20	5,12	1	1,06	15,87	14,33	1,54
	Box 5	30,71	15,35	12,99	1	3,53	16,31	11,02	5,29
Concrete base 81 cm	Box 2	14,80	14,80	3,94	4	2,12	264,55	251,33	13,23
	Box 3	28,35	12,20	5,12	1	1,06	15,87	14,33	1,54
	Box 5	30,71	15,35	12,99	1	3,53	16,76	11,46	5,29
Concrete wheel base	Box 2	14,80	14,80	3,94	4	2,12	264,55	251,33	13,23
	Box 4	33,46	33,46	5,91	1	3,88	49,38	46,30	3,09
	Box 5	30,71	15,35	12,99	1	3,53	16,31	11,02	5,29
total					9,53	330,25	308,65	21,61	




Dimensions (inch)	ø	H	ø ₁	l ₁	l ₂
Floor fastening 60	9,84	23,62	0,43	4,17	4,17
Floor fastening 70	9,84	27,56	0,43	4,17	4,17

Materials & colours



Parasol fabric



High-tech polyester*

*Subject to change, check price list or www.extremis.com

Materials	Key facts	Thickness	Layer thickness	Density	In/outdoor	Water	UV colour fastness	Flame retarding
		inch	micron					
High-tech polyester fabric	<ul style="list-style-type: none"> • High UV resistance and ultra strong • Low weight / high tear strength • Long-term appearance 	0,01	n.a.	8,81 oz/ft ²	Outdoor	The fabric has a water column of 350 mm (EN 20811)	7/8 (ISO 105-B02)	/
Stainless steel parasol foot	<ul style="list-style-type: none"> • High rust resistance • Periodical maintenance required 	0,07 - 0,19	n.a.	0,50 10 ³ lb/ft ³	Outdoor	n.a.	Very good	NEN-EN13501-1 A1 *
Concrete base	<ul style="list-style-type: none"> • Made under high pressure • Matt and porous 	3,93	n.a.	0,13 10 ³ lb/ft ³	Outdoor	n.a.	Very good	NEN-EN13501-1 A1 *
Hot dip galvanised steel base for concrete (wheel) base	<ul style="list-style-type: none"> • Most durable method for protecting metal from rusting • Protective layer • Very long life span • 100% recyclable • Cradle to Cradle Certified™ 	0,07 - 0,39	50 - 100	0,47 10 ³ lb/ft ³	Outdoor	n.a.	Very good, galvanisation will however become less shiny when used outdoors	NEN-EN13501-1 A1 *
Cover	<ul style="list-style-type: none"> • 100% polyester • Polyuréthane coating • Breathable, so not 100% waterproof 	0,01	n.a.	8,46 oz/ft ²	Outdoor	Water repellent & breathable	6-8/8 (ISO 105-B02)	/

* NEN-EN13501-1 A1

Class A1 products will not contribute to fire in any stage, including fully developed fire. For this reason, they are assumed to be capable of satisfying all requirements of all lower classes as well.

Warnings

General

- Do not use any sharp tools to open the packaging.
- We strongly advise against using power tools.
- Tripping hazard, mind your step.
- Do not put out cigarettes on the parasol.
- Not graffiti proof.
- To avoid danger of suffocation, keep plastic bags away from babies and children.
- Colours can differ over years and from batch to batch.

Product

- **Do not leave the parasol unattended when opened.**
- Anchoring the product has to be done by qualified people.
- For anchoring: use suitable bolts or screws from a specialized store depending on the material your terrace is made of.
- There is a 5mm gap between the parasol tube and the tube installed on the concrete base in order to ensure a proper fixation. As a result, the parasol will not be able to loosen by movement.
- If you hear the cables whistling due to heavy wind or if you are not using the parasol, close it and use the cover to avoid the parasol from opening or getting dirty.

- For ventilation purposes, the cover is not 100% waterproof.
- Ask for assistance when closing the parasol in strong winds. Opposite the wind's direction, at least one person needs to guide the parasol's spines downwards in order to avoid the parasol from blowing open fiercely halfway down.
- Store the parasol when not used for a long time as follows: vertically, completely dry and in a dry environment.
- Do not leave closed if not completely dry. Do not leave the parasol closed for a long time when the parasol fabric is still damp or wet.
- The fabric can be removed for washing but we do not advise this. In the first place, you should close the parasol when you do not use it and protect it with its cover. This protects the parasol from getting dirty.
- Tests in a wind tunnel have shown that the parasol withstands wind speeds up to 8 on the Beaufort scale (when anchored to the floor). Still, it is best to close it sooner (from wind speed 6 is the rule of thumb).

High-tech polyester

- Shake or brush off loose dirt immediately.

- Do not use any aggressive detergents as they will remove the protective coating of the fabric.
- We strongly advise you not to use a high-pressure hose for cleaning.

Stainless steel

- Very good UV colour fastness.
- Flame retarding: NEN-EN13501-1 A1 - Class A1 products will not contribute to fire in any stage, including fully developed fire. For this reason, they are assumed to be capable of satisfying all requirements of all lower classes as well.
- Watch out, stainless steel isn't entirely rustproof! Be sure to avoid contact with iron objects. If it does show signs of rust, clean with rust remover as quickly as possible.

Concrete

- Matt and porous.
- Very good UV colour fastness.
- Flame retarding: NEN-EN13501-1 A1 - Class A1 products will not contribute to fire in any stage, including fully developed fire. For this reason, they are assumed to be capable of satisfying all requirements of all lower classes as well.

Applications

Residential: In combination with Gargantua or Pantagruel picnic, or as a freestanding version. In your garden or on your terrace, Inumbra provides shade all day.

Project: hotel and catering industry, company terraces, public spaces, squares, event venues, schools, ...

Good to know

- The diameter of the pole is \varnothing 139,99 inch.
- The parasol cover is included.
- Inumbra combines perfectly with the Gargantua & Pantagruel.



Maintenance

Find maintenance instructions at the downloads section of extremis.com for:

PARASOL FABRIC

- Shake or brush off loose dirt immediately.
- Spray Extremis Multi Cleaner.
- Use a soft brush and make circular movements.
- Let the suds soak in for a moment.
- Rinse thoroughly to remove all soap residue.
- Simply allow to dry.

STAINLESS STEEL

- Clean regularly with a dry cloth and some stainless steel cleaner.

Website

www.extremis.com/inumbra

Floor fastening

Inumbra comes with an optional floor anchoring set and an assembly for permanent fixation into a concrete foundation.

Awards



F.a.q.

Q: Is the fabric 100% waterproof?

A: With light rain you stay easily seated under the parasol. The fabric is slightly slanted in opened position. With heavy rain, the canvas lets through only a little bit of water. This is typical for the fabric and necessary, because the fabric should be able to ventilate.

Q: Can you remove the fabric for washing?

A: We do not advise this but it is possible. In the first place, you should close the parasol when you do not use it and protect it with its cover. This protects the parasol from getting dirty.

Q: How resistant is the parasol?

A: Tests in a wind tunnel have shown that the parasol withstands wind speeds up to 8 on the Beaufort scale. Still, it is best to close it sooner (from wind speed 6 is the rule of thumb).

Q: Do you need to use a parasol cover?

A: The cover is needed to protect and fix the parasol when not in use. Protect your parasol from polluted rain, bird droppings, dust and heavy winds to avoid marks or stains on the parasol fabric.