


Led Net line 66 ceiling

1590058A

SPECIFICATIONS



Design By

Michele De Lucchi
Alberto Nason

Collection

Design



Specifications

Delivered lumens	1275.7lm
Light output ratio	60.76lm/W
Power consumption	21W
Led type	20W C.O.B.*
CCT (Correlated Color Temperature)	3000K
CRI (Color Rendering Index)	>80
Life expectancy	50000Hrs
Control type	Dimmable 2-Wire**
Input Voltage	120-277V
Driver	GE LIGHTTECH - 1 x GELD36DMV700PU

Colors & Finishes

White

Materials

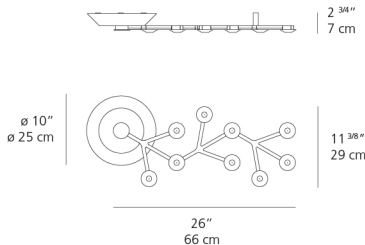
- Structure in painted aluminum
- Each LED is fitted with a methacrylate lens and satin finish methacrylate lens-holder

**Reverse phase

Features & Accessories

- Custom applications available

Dimensions



Packaging

1 Box

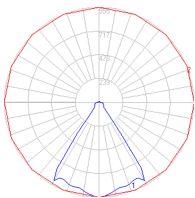
1 x 31-3/8" x 16-13/16" x 5-5/8" / 7.05 lbs - 79.5 cm x 42.5 cm x 14 cm / 3.2 kg

Light distribution

Direct

Luminaire weight

2.84 lbs / 1.29 kg



Red = Max Cd. Through Vertical plane

Blue = Max Cd. Through Horizontal plane

Warranty

5 year limited warranty