

approx 1kg (2lb)

PENDANTS: one
 CABLE LENGTH: 2290mm (90")
 LAMPING: 1.8w LED
 PLUG TYPE: NA Type A - 110V
 EU Type C - 230V
 UK Type G - 230V
 INSTALLATION: preset length, composed during installation. May also be wall mounted.
 MATERIALS: blown glass, black flexible cord with brass base and dial control
 WEIGHT: approximately 1kg (2lb)
 POWER SUPPLIES: integral

DESCRIPTION

The 't' designation in this variation on the 28 refers to its use as a table light. The table light has a 2290mm (90") long flexible cable with dial control for on/off/dimming. There is notch on the back of the pendant base and dial control for wall mounting.

28 is an exploration of specificity in manufacturing. Instead of designing form itself, here the intent was to design a system of making that yields form. Individual 28 pendants result from a complex glass blowing technique whereby air pressure is intermittently introduced into and then removed from a glass matrix which is intermittently heated and then rapidly cooled. The result is a distorted spherical shape with a composed collection of imploded inner shapes, one of which acts as a shade for the light source.

Standard 28s are made with clear glass exterior spheres and milk white interior lamp holder cavities. 28s are possible with infinite versatility in colour compositions, sizes and shapes.

NOTES

- + Purchase replacement lamps online at www.bocci.com/shop/bulbs
- + **The brass base and dial control are untreated and, as such, will develop a natural patina over time.**

US Patent # D687,740
 EU Patent # 001695834-001 to 004

Table Light:
 EU Patent # 007775283-0001

Made in Vancouver, Canada

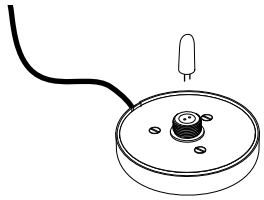
Vancouver
sales@bocci.com
www.bocci.com

Berlin
europe@bocci.com
www.bocci.com

TABLE LIGHT

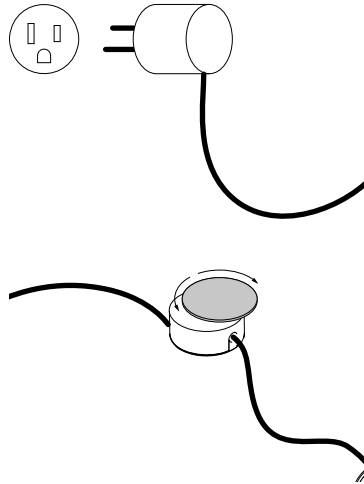
28t

Design by Omer Arbel
 PRODUCT SPECIFICATION



1


Bocci LED lamps included.
Plug the lamp into the socket carefully.



2

Plug in table light. Turn the dial to check
power to lamp is working correctly.

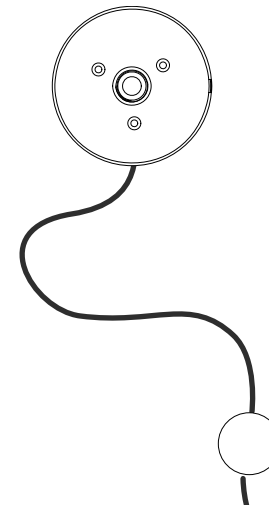
WALL MOUNTED



3

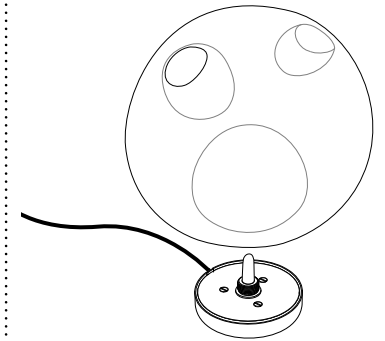
For wall mounted:
Mark hanging location on wall. Insert
appropriate anchor and screw (not included)
in the wall.

WALL MOUNTED



4

For wall mounted:
Hang the pendant and dial on the wall.
Position the flexible cord as desired.



5

Gently thread glass onto the base.
Clean fingerprints from surfaces.

For additional assistance,
please contact Bocci:

Vancouver
sales@bocci.com
www.bocci.com

Berlin
europe@bocci.com
www.bocci.com

US Patent # D687,740
EU Patent # 001695834-001 to 004

Table Light:
EU Patent # 007775283-0001

Made in Vancouver, Canada

TABLE LIGHT

28t

Design by Omer Arbel
PRODUCT INSTALLATION INSTRUCTIONS

© 2020, Bocci Design and Manufacturing Inc. All rights reserved. Any inquiries should be directed to: info@bocci.com

BOCCI