

LUCILLE FLUSH MOUNT



LUCILLE FLUSH MOUNT

DESCRIPTION

Encased in spun bronze, the Lucille emanates diffused light through a pane of milk glass or selenite. Expect natural variations with each unique selenite diffuser. Part of our Natural Stone Collection.

SPECIFICATIONS

Materials: Bronze, Milk Glass, Selenite (All metal finishes are lacquered)

Available in small or large. Available in a pendant, or table lamp.

Dimming compatible.

This item is made-to-order with a 10-12 week production lead time prior to shipping.

PRODUCT CARE


Please care for the brass pieces with a soft cloth. Avoid using any abrasive cleaners or products. Natural patina process is quickened by touch and exposure.

Gloves are recommended for installation.


LAMPING

Indoor use only. Integrated dimmable 120VAC. 3000k LED.

SHADE FINISH



Brushed Satin Bronze



Oil Rubbed Bronze

Finish samples available upon request.

DIFFUSER FINISH



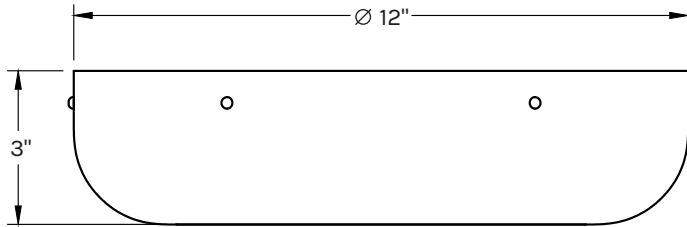
Milk Glass



Selenite

Finish samples available upon request.

SMALL - FRONT



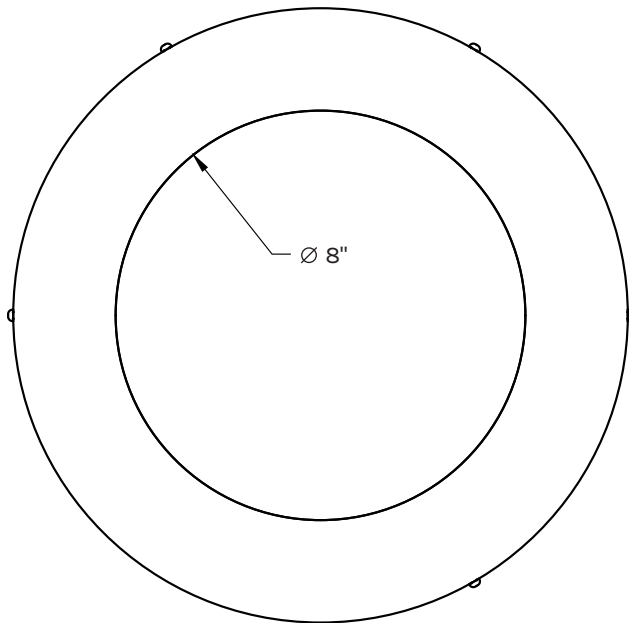
DIMENSIONS

Overall Dimensions:

- 12" Dia x 3" H

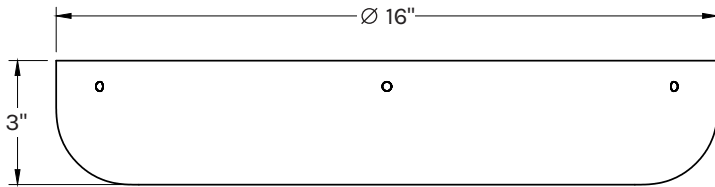
- Diffuser: 8" Dia

SMALL - BOTTOM



LARGE - FRONT

DIMENSIONS



Overall Dimensions:

- 16" Dia x 3" H

- Diffuser: 10" Dia

LARGE - BOTTOM

