

# LOU PENDANT



# LOU PENDANT

**DESCRIPTION**

The Lou Pendant uses a locally sourced blown glass shade offset by a hand-forged brass chain. The natural brass of the chain will over time produce a warm patina that is a living finish.

**LAMPING**

We suggest the use of LED under 40 Watts. In order to reduce the consumption of electricity and to ensure the lifetime guarantee of our products. Incandescent bulbs emit heat that can cause damage to the luminaire overtime.

1 x E12 Lamp Base. 120VAC

Ships with complimentary Tala Pluto bulb.

**SPECIFICATIONS**


Materials: Brass, Glass (All metal finishes are lacquered)

List price includes 36" overall drop. Additional charges apply for drops over 36".

Dimming compatible.

This item is made-to-order with a 10-12 week production lead time prior to shipping.

**CHAIN FINISH**



Tumbled Brass


Finish samples available upon request.

**CERTIFICATIONS**


cUL, UL Certified.

CE certification available upon request.


Dry or Damp Location Rated



**GLASS FINISH**



Clear Glass



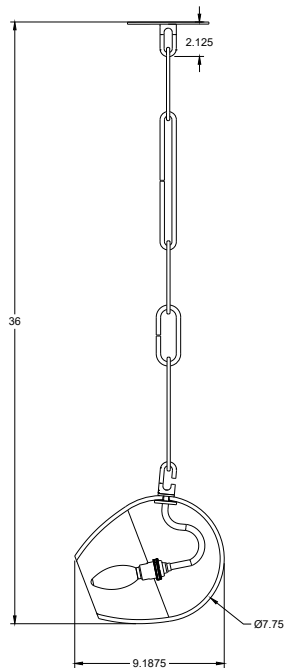
Opal Glass

**PRODUCT CARE**

Please care for the brass pieces with a soft cloth. Avoid using any abrasive cleaners or products. Natural patina process is quickened by touch and exposure.

Gloves are recommended for installation.

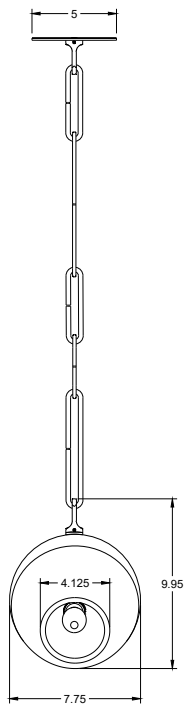
SMALL LOU PENDANT - SIDE



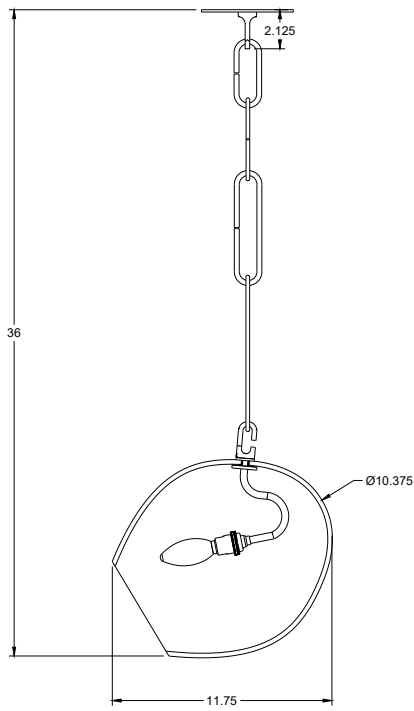
DIMENSIONS

- Overall Dimensions:
- 9.18" X 9.18" Diameter X 36" H
  - Globe: 7.75" Diameter
  - Canopy: 5" Diameter
  - Globe Opening: 4.125" Diameter
  - Weight: 6.5 lbs

SMALL LOU PENDANT - FRONT



LARGE LOU PENDANT - SIDE



DIMENSIONS

- Overall Dimensions:
- 11.75" X 11.75" Diameter X 36" H
  - Globe: 10.375" Diameter
  - Canopy: 5" Diameter
  - Globe Opening: 6" Diameter
  - Weight: 11.25 lbs

LARGE LOU PENDANT - FRONT

