


GRETA SCONCE



GRETA SCONCE

DESCRIPTION

The Greta Sconce mounted from a slightly concaved walnut backplate is accented with two bench-made bronze reflectors and oval brass sockets

LAMPING

We suggest the use of LED bulbs under 40 Watts. In order to reduce the consumption of electricity and to ensure the lifetime guarantee of our products. Incandescent bulbs emit heat that can cause damage to the luminaire overtime.

2 x Candelabra E12 base. 120VAC

Ships with complimentary Tala Candelabra LED bulbs.

SPECIFICATIONS

Materials: Bronze, Brass, Glass, Wood (All metal finishes are lacquered)


Hand-hammered shade.

Dimming compatible.

Fabricated with or without On/Off pull chain.

This item is made-to-order with a 12-14 week production lead time prior to shipping.

SHADE FINISH




Hammered Oil Rubbed Bronze

CERTIFICATIONS

cUL, UL Certified.

CE certification available upon request.

Dry location rated.



ARM AND SOCKET FINISH



Light Antique Brass


Finish samples available upon request.

PRODUCT CARE

Please care for the brass pieces with a soft cloth. Avoid using any abrasive cleaners or products. Natural patina process is quickened by touch and exposure.

Gloves are recommended for installation.

BACKPLATE FINISH



Walnut

GRETA SCONCE - FRONT	DIMENSIONS
	<p>Overall Dimensions</p> <ul style="list-style-type: none"> - 7.75" W x 7.63" D x 19.875" H - Backplate: 6.88" X 11.75" H - Weight: 4.45 lbs.

GRETA SCONCE - SIDE	