




SHIKAI Products
PO Box 2866
Santa Rosa, Ca 95405

(800) 448-0298
(707) 544-0298
fax: (707) 544-0266

info@shikai.com
www.shikai.com

CBD Topical Product Guarantee

Product Name	CBD Advanced Formula Lotion
Product Category	Topicals/Cosmetics (Not for consumption)
Instructions for use/Preparation	Apply a small amount to the affected area. Use as needed throughout the day. Store in a cool dry place. Do not take internally. Cannabidiol use while pregnant or breastfeeding may be harmful.
CBD Source	CBD sourced from hemp grown under federally authorized state pilot program (e.g. Kentucky, Oregon, or Colorado's R&D program) or approved hemp program.
NOTE: This product is not intended to diagnose, treat, cure or prevent any disease	
WARNING: The safety of this product has not been determined.	
Batch Information	
Batch ID Number	25003
Batch Size	400 lbs
Units Produced per SKU	Item 54052 (6 oz): 400 units Item 54053 (16 oz): 200 units
Manufacture date	1/07/2025
Expiration date	1/07/2027


Approved by Jason Sepp / Director QA/QC

01/10/2025

Date

SAMPLE DETAILS

SAMPLE NAME: CBD Advanced

Infused, Topical

CULTIVATOR / MANUFACTURER

Business Name:

License Number:

Address:

DISTRIBUTOR / TESTED FOR

Business Name: Trans-India
Products DBA Shikai Products 1-(800)
448-0298

License Number:

Address: 3330 Coffey Lane
Santa Rosa CA 95403

SAMPLE DETAIL

Batch Number: 25003

Sample ID: 250107S010

Date Collected: 01/07/2025

Date Received: 01/07/2025

Batch Size:

Sample Size: 1.0 units

Unit Mass:

Serving Size:

Scan QR code to verify
authenticity of results.

CANNABINOID ANALYSIS - SUMMARY

Total THC: **Not Detected**Total CBD: **11.089 mg/g**Sum of Cannabinoids: **11.132 mg/g**Total Cannabinoids: **11.132 mg/g**Total THC/CBD is calculated using the following formulas to take into
account the loss of a carboxyl group during the decarboxylation step:Total THC = Δ^9 -THC + (THCa (0.877))

Total CBD = CBD + (CBDa (0.877))


Sum of Cannabinoids = Δ^9 -THC + THCa + CBD + CBDa + CBG + CBGa +
THCV + THCVa + CBC + CBCa + CBDV + CBDVa + Δ^8 -THC + CBL + CBNTotal Cannabinoids = (Δ^9 -THC + 0.877*THCa) + (CBD + 0.877*CBDa) +
(CBG + 0.877*CBGa) + (THCV + 0.877*THCVa) + (CBC + 0.877*CBCa) +
(CBDV + 0.877*CBDVa) + Δ^8 -THC + CBL + CBN

SAFETY ANALYSIS - SUMMARY

Pesticides: **PASS**Mycotoxins: **PASS**Residual Solvents: **PASS**Heavy Metals: **PASS**Microbiology (PCR): **PASS**Foreign Material: **PASS**

These results relate only to the sample included on this report.

This report shall not be reproduced, except in full, without written approval of the laboratory.

Sample Certification: California Code of Regulations Title 4 Division 19, Department of Cannabis Control
Business and Professions Code. Reference: Sections 26100, 26104 and 26110, Business and Professions Code.**Decision Rule:** Statements of conformity (e.g. Pass/Fail) to specifications are made in this report without taking
measurement uncertainty into account. Where statements of conformity are made in this report, the following
decision rules are applied: PASS - Results within limits/specifications, FAIL - Results exceed limits/specifications.**References:** limit of detection (LOD), limit of quantification (LOQ), not detected (ND), not tested (NT),
 $\mu\text{g/g}$ = ppm, $\mu\text{g/kg}$ = ppb
LQC verified by: Samantha LeBeau
Job Title: Laboratory Assistant
Date: 01/10/2025
Approved by: Josh Wurzer
Job Title: Chief Compliance Officer
Date: 01/10/2025



Cannabinoid Analysis

Tested by high-performance liquid chromatography with diode-array detection (HPLC-DAD).

Method: QSP 1157 - Analysis of Cannabinoids by HPLC-DAD

TOTAL THC: **Not Detected**

Total THC (Δ^9 -THC+0.877*THCa)

TOTAL CBD: **11.089 mg/g**

Total CBD (CBD+0.877*CBDa)

TOTAL CANNABINOIDS: **11.132 mg/g**

Total Cannabinoids (Total THC) + (Total CBD) + (Total CBG) + (Total THCV) + (Total CBC) + (Total CBDV) + Δ^8 -THC + CBL + CBN

TOTAL CBG: **ND**

Total CBG (CBG+0.877*CBGa)

TOTAL THCV: **ND**

Total THCV (THCV+0.877*THCVa)

TOTAL CBC: **ND**

Total CBC (CBC+0.877*CBCa)

TOTAL CBDV: **0.043 mg/g**

Total CBDV (CBDV+0.877*CBDVa)

CANNABINOID TEST RESULTS - 01/10/2025

COMPOUND	LOD/LOQ (mg/g)	MEASUREMENT UNCERTAINTY (mg/g)	RESULT (mg/g)	RESULT (%)
CBD	0.004 / 0.011	±0.4136	11.089	1.1089
CBDV	0.002 / 0.012	±0.0018	0.043	0.0043
Δ^9 -THC	0.002 / 0.014	N/A	ND	ND
Δ^8 -THC	0.01 / 0.02	N/A	ND	ND
THCa	0.001 / 0.005	N/A	ND	ND
THCV	0.002 / 0.012	N/A	ND	ND
THCVa	0.002 / 0.019	N/A	ND	ND
CBDa	0.001 / 0.026	N/A	ND	ND
CBDVa	0.001 / 0.018	N/A	ND	ND
CBG	0.002 / 0.006	N/A	ND	ND
CBGa	0.002 / 0.007	N/A	ND	ND
CBL	0.003 / 0.010	N/A	ND	ND
CBN	0.001 / 0.007	N/A	ND	ND
CBC	0.003 / 0.010	N/A	ND	ND
CBCa	0.001 / 0.015	N/A	ND	ND
SUM OF CANNABINOIDS			11.132 mg/g	1.1132%

Pesticide Analysis

Pesticide and plant growth regulator analysis utilizing high-performance liquid chromatography-mass spectrometry (HPLC-MS) or gas chromatography-mass spectrometry (GC-MS).

*GC-MS utilized where indicated.

Method: QSP 1212 - Analysis of Pesticides and Mycotoxins by LC-MS or QSP 1213 - Analysis of Pesticides by GC-MS

PESTICIDE TEST RESULTS - 01/10/2025 ✓ PASS

COMPOUND	LOD/LOQ (µg/g)	ACTION LIMIT (µg/g)	MEASUREMENT UNCERTAINTY (µg/g)	RESULT (µg/g)	RESULT
Abamectin	0.03 / 0.10	0.3	N/A	ND	PASS
Acephate	0.02 / 0.07	5	N/A	ND	PASS
Acequinocyl	0.02 / 0.07	4	N/A	ND	PASS
Acetamiprid	0.02 / 0.05	5	N/A	ND	PASS
Aldicarb	0.03 / 0.08	≥ LOD	N/A	ND	PASS
Azoxystrobin	0.02 / 0.07	40	N/A	ND	PASS
Bifenazate	0.01 / 0.04	5	N/A	ND	PASS
Bifenthrin	0.02 / 0.05	0.5	N/A	ND	PASS
Boscalid	0.03 / 0.09	10	N/A	ND	PASS
Captan	0.19 / 0.57	5	N/A	ND	PASS
Carbaryl	0.02 / 0.06	0.5	N/A	ND	PASS
Carbofuran	0.02 / 0.05	≥ LOD	N/A	ND	PASS
Chlorantraniliprole	0.04 / 0.12	40	N/A	ND	PASS

Continued on next page



Pesticide Analysis *Continued*

PESTICIDE TEST RESULTS - 01/10/2025 *continued* ✔ PASS

COMPOUND	LOD/LOQ (µg/g)	ACTION LIMIT (µg/g)	MEASUREMENT UNCERTAINTY (µg/g)	RESULT (µg/g)	RESULT
Chlordane*	0.03 / 0.08	≥ LOD	N/A	ND	PASS
Chlorfenapyr*	0.03 / 0.10	≥ LOD	N/A	ND	PASS
Chlorpyrifos	0.02 / 0.06	≥ LOD	N/A	ND	PASS
Clofentezine	0.03 / 0.09	0.5	N/A	ND	PASS
Coumaphos	0.02 / 0.07	≥ LOD	N/A	ND	PASS
Cyfluthrin	0.12 / 0.38	1	N/A	ND	PASS
Cypermethrin	0.11 / 0.32	1	N/A	ND	PASS
Daminozide	0.02 / 0.07	≥ LOD	N/A	ND	PASS
Diazinon	0.02 / 0.05	0.2	N/A	ND	PASS
Dichlorvos (DDVP)	0.03 / 0.09	≥ LOD	N/A	ND	PASS
Dimethoate	0.03 / 0.08	≥ LOD	N/A	ND	PASS
Dimethomorph	0.03 / 0.09	20	N/A	ND	PASS
Ethoprophos	0.03 / 0.10	≥ LOD	N/A	ND	PASS
Etofenprox	0.02 / 0.06	≥ LOD	N/A	ND	PASS
Etoxazole	0.02 / 0.06	1.5	N/A	ND	PASS
Fenhexamid	0.03 / 0.09	10	N/A	ND	PASS
Fenoxycarb	0.03 / 0.08	≥ LOD	N/A	ND	PASS
Fenpyroximate	0.02 / 0.06	2	N/A	ND	PASS
Fipronil	0.03 / 0.08	≥ LOD	N/A	ND	PASS
Flonicamid	0.03 / 0.10	2	N/A	ND	PASS
Fludioxonil	0.03 / 0.10	30	N/A	ND	PASS
Hexythiazox	0.02 / 0.07	2	N/A	ND	PASS
Imazalil	0.02 / 0.06	≥ LOD	N/A	ND	PASS
Imidacloprid	0.04 / 0.11	3	N/A	ND	PASS
Kresoxim-methyl	0.02 / 0.07	1	N/A	ND	PASS
Malathion	0.03 / 0.09	5	N/A	ND	PASS
Metalaxyl	0.02 / 0.07	15	N/A	ND	PASS
Methiocarb	0.02 / 0.07	≥ LOD	N/A	ND	PASS
Methomyl	0.03 / 0.10	0.1	N/A	ND	PASS
Mevinphos	0.03 / 0.09	≥ LOD	N/A	ND	PASS
Myclobutanil	0.03 / 0.09	9	N/A	ND	PASS
Naled	0.02 / 0.07	0.5	N/A	ND	PASS
Oxamyl	0.04 / 0.11	0.2	N/A	ND	PASS
Paclobutrazol	0.02 / 0.05	≥ LOD	N/A	ND	PASS
Parathion-methyl	0.03 / 0.10	≥ LOD	N/A	ND	PASS
Pentachloronitro- benzene (Quintozene)*	0.03 / 0.09	0.2	N/A	ND	PASS
Permethrin	0.04 / 0.12	20	N/A	ND	PASS
Phosmet	0.03 / 0.10	0.2	N/A	ND	PASS
Piperonyl Butoxide	0.02 / 0.07	8	N/A	ND	PASS
Prallethrin	0.03 / 0.08	0.4	N/A	ND	PASS
Propiconazole	0.02 / 0.07	20	N/A	ND	PASS

Continued on next page


Pesticide Analysis *Continued*

PESTICIDE TEST RESULTS - 01/10/2025 *continued*  **PASS**

COMPOUND	LOD/LOQ (µg/g)	ACTION LIMIT (µg/g)	MEASUREMENT UNCERTAINTY (µg/g)	RESULT (µg/g)	RESULT
Propoxur	0.03 / 0.09	≥ LOD	N/A	ND	PASS
Pyrethrins	0.04 / 0.12	1	N/A	ND	PASS
Pyridaben	0.02 / 0.07	3	N/A	ND	PASS
Spinetoram	0.02 / 0.07	3	N/A	ND	PASS
Spinosad	0.02 / 0.07	3	N/A	ND	PASS
Spiromesifen	0.02 / 0.05	12	N/A	ND	PASS
Spirotetramat	0.02 / 0.06	13	N/A	ND	PASS
Spiroxamine	0.03 / 0.08	≥ LOD	N/A	ND	PASS
Tebuconazole	0.02 / 0.07	2	N/A	ND	PASS
Thiacloprid	0.03 / 0.10	≥ LOD	N/A	ND	PASS
Thiamethoxam	0.03 / 0.10	4.5	N/A	ND	PASS
Trifloxystrobin	0.03 / 0.08	30	N/A	ND	PASS


Mycotoxin Analysis

Mycotoxin analysis utilizing high-performance liquid chromatography-mass spectrometry (HPLC-MS).

Method: QSP 1212 - Analysis of Pesticides and Mycotoxins by LC-MS

MYCOTOXIN TEST RESULTS - 01/09/2025  **PASS**

COMPOUND	LOD/LOQ (µg/kg)	ACTION LIMIT (µg/kg)	MEASUREMENT UNCERTAINTY (µg/kg)	RESULT (µg/kg)	RESULT
Aflatoxin B1	2.0 / 6.0		N/A	ND	
Aflatoxin B2	1.8 / 5.6		N/A	ND	
Aflatoxin G1	1.0 / 3.1		N/A	ND	
Aflatoxin G2	1.2 / 3.5		N/A	ND	
Ochratoxin A	6.3 / 19.2	20	N/A	ND	PASS
Total Aflatoxin		20		ND	PASS


Residual Solvents Analysis

Residual Solvent analysis utilizing gas chromatography-mass spectrometry (GC-MS).

Method: QSP 1204 - Analysis of Residual Solvents by GC-MS

RESIDUAL SOLVENTS TEST RESULTS - 01/10/2025  **PASS**

COMPOUND	LOD/LOQ (µg/g)	ACTION LIMIT (µg/g)	MEASUREMENT UNCERTAINTY (µg/g)	RESULT (µg/g)	RESULT
Propane	10 / 20	5000	N/A	ND	PASS
n-Butane	10 / 50	5000	N/A	ND	PASS
n-Pentane	20 / 50	5000	N/A	ND	PASS
n-Hexane	2 / 5	290	N/A	ND	PASS
n-Heptane	20 / 60	5000	N/A	ND	PASS
Benzene	0.03 / 0.09	1	N/A	ND	PASS
Toluene	7 / 21	890	N/A	ND	PASS
Total Xylenes	50 / 160	2170	N/A	ND	PASS
Methanol	50 / 200	3000	N/A	ND	PASS
Ethanol	20 / 50		N/A	ND	
2-Propanol (Isopropyl Alcohol)	10 / 40		N/A	ND	
Acetone	20 / 50	5000	N/A	ND	PASS
Ethyl Ether	20 / 50	5000	N/A	ND	PASS

Continued on next page



Residual Solvents Analysis

Continued

RESIDUAL SOLVENTS TEST RESULTS - 01/10/2025 continued PASS

COMPOUND	LOD/LOQ (µg/g)	ACTION LIMIT (µg/g)	MEASUREMENT UNCERTAINTY (µg/g)	RESULT (µg/g)	RESULT
Ethylene Oxide	0.3 / 0.8	1	N/A	ND	PASS
Ethyl Acetate	20 / 60	5000	N/A	ND	PASS
Chloroform	0.1 / 0.2	1	±0.03	0.7	PASS
Dichloromethane (Methylene Chloride)	0.3 / 0.9	1	N/A	ND	PASS
Trichloroethylene	0.1 / 0.3	1	N/A	ND	PASS
1,2-Dichloroethane	0.05 / 0.1	1	N/A	ND	PASS
Acetonitrile	2 / 7	410	N/A	ND	PASS



Heavy Metals Analysis

Heavy metal analysis utilizing inductively coupled plasma-mass spectrometry (ICP-MS).

Method: QSP 1160 - Analysis of Heavy Metals by ICP-MS

HEAVY METALS TEST RESULTS - 01/09/2025 PASS

COMPOUND	LOD/LOQ (µg/g)	ACTION LIMIT (µg/g)	MEASUREMENT UNCERTAINTY (µg/g)	RESULT (µg/g)	RESULT
Arsenic	0.02 / 0.1	1.5	N/A	ND	PASS
Cadmium	0.02 / 0.05	0.5	N/A	ND	PASS
Lead	0.04 / 0.1	0.5	N/A	ND	PASS
Mercury	0.002 / 0.01	3	N/A	ND	PASS



Microbiology Analysis

PCR

Analysis conducted by polymerase chain reaction (PCR) and fluorescence detection of microbiological contaminants.

Method: QSP 1221 - Analysis of Microbiological Contaminants

MICROBIOLOGY TEST RESULTS (PCR) - 01/10/2025 PASS

COMPOUND	ACTION LIMIT	RESULT	RESULT
Salmonella spp.	Not Detected in 1g	ND	PASS
Shiga toxin-producing Escherichia coli	Not Detected in 1g	ND	PASS



Foreign Material Analysis

Visual analysis includes, but is not limited to, sand, soil, cinders, dirt, mold, hair, insect fragments, and mammalian excreta.

Method: QSP 1226 - Analysis of Foreign Material in Cannabis and Cannabis Products

FOREIGN MATERIAL TEST RESULTS - 01/09/2025 PASS

COMPOUND	ACTION LIMIT	RESULT	RESULT
Hair Count	> 1 per 3 grams	0.0	PASS
Insect Fragment Count	> 1 per 3 grams	0.0	PASS
Mammalian Excreta Count	> 1 per 3 grams	0.0	PASS
Total Sample Area Covered by an Imbedded Foreign Material	>25%	None	PASS
Total Sample Area Covered by Mold	>25%	None	PASS
Total Sample Area Covered by Sand, Soil, Cinders, or Dirt	>25%	None	PASS