

## CBD Topical Product Guarantee

<b>Product Name</b>	<b>CBD Double Strength Cream</b>
<b>Product Category</b>	Topicals/Cosmetics (Not for consumption)
<b>Instructions for use/Preparation</b>	Apply a small amount to the affected area. Use as needed throughout the day. Store in a cool dry place. Do not take internally. Cannabidiol use while pregnant or breastfeeding may be harmful.
<b>CBD Source</b>	CBD sourced from hemp grown under federally authorized state pilot program (e.g. Kentucky, Oregon, or Colorado's R&D program) or approved hemp program.
<b>NOTE: This product is not intended to diagnose, treat, cure or prevent any disease</b>	
<b>WARNING: The safety of this product has not been determined.</b>	
<b>Batch Information</b>	
<b>Batch ID Number</b>	21014
<b>Batch Size</b>	400 lbs
<b>Units Produced per SKU</b>	Item 54000 (2 oz): 2880 units
<b>Manufacture date</b>	01/14/2021
<b>Expiration date</b>	01/14/2023




---

 Approved by Allison Ballard / Quality Assurance Manager

---

 01/20/2021

---

 Date

**SAMPLE NAME: CBD Double Strength Cream 21014\_#08**

Infused, Non-Inhalable

**CULTIVATOR / MANUFACTURER**

**Business Name:**

**License Number:**

**Address:**

**DISTRIBUTOR / TESTED FOR**

**Business Name:** Shikai Products

**License Number:**

**Address:**

**SAMPLE DETAIL**

**Batch Number:** 21014

**Sample ID:** 210119S007

**Date Collected:** 01/19/2021

**Date Received:** 01/19/2021

**Batch Size:**

**Sample Size:**

**Unit Mass:**

**Serving Size:**



Scan QR code to verify authenticity of results.

**CANNABINOID ANALYSIS - SUMMARY**

**Total THC:** Not Detected

**Total CBD:** 10.544 mg/g

**Sum of Cannabinoids:** 10.544 mg/g

**Total Cannabinoids:** 10.544 mg/g

Total THC/CBD is calculated using the following formulas to take into account the loss of a carboxyl group during the decarboxylation step:  
 Total THC =  $\Delta 9\text{THC} + (\text{THCa} \cdot 0.877)$   
 Total CBD =  $\text{CBD} + (\text{CBDa} \cdot 0.877)$   
 Sum of Cannabinoids =  $\Delta 9\text{THC} + \text{THCa} + \text{CBD} + \text{CBDa} + \text{CBG} + \text{CBGa} + \text{THCV} + \text{THCVa} + \text{CBC} + \text{CBCa} + \text{CBDV} + \text{CBDVa} + \Delta 8\text{THC} + \text{CBL} + \text{CBN}$   
 Total Cannabinoids =  $(\Delta 9\text{THC} + 0.877 \cdot \text{THCa}) + (\text{CBD} + 0.877 \cdot \text{CBDa}) + (\text{CBG} + 0.877 \cdot \text{CBGa}) + (\text{THCV} + 0.877 \cdot \text{THCVa}) + (\text{CBC} + 0.877 \cdot \text{CBCa}) + (\text{CBDV} + 0.877 \cdot \text{CBDVa}) + \Delta 8\text{THC} + \text{CBL} + \text{CBN}$

**Moisture:** NT

**Density:** NT

**Viscosity:** NT

**SAFETY ANALYSIS - SUMMARY**

**Pesticides:** ✔ PASS

**Mycotoxins:** NT

**Residual Solvents:** ✔ PASS

**Heavy Metals:** ✔ PASS

**Microbial Impurities (PCR):** NT

**Microbial Impurities (Plating):** ND

**Foreign Material:** NT

**Water Activity:** NT

**Vitamin E Acetate:** NT

For quality assurance purposes. Not a Pre-Harvest Hemp Lab Test Report. These results relate only to the sample included on this report. This report shall not be reproduced, except in full, without written approval of the laboratory.

**Sample Certification:** California Code of Regulations Title 16 Effect Date January 16, 2019. Authority: Section 26013, Business and Professions Code. Reference: Sections 26100, 26104 and 26110, Business and Professions Code.

**Decision Rule:** Statements of conformity (e.g. Pass/Fail) to specifications are made in this report without taking measurement uncertainty into account. Where statements of conformity are made in this report, the following decision rules are applied: PASS - Results within limits/specifications, FAIL - Results exceed limits/specifications.

**References:** limit of detection (LOD), limit of quantification (LOQ), not detected (ND), not tested (NT) too numerous to count >250 cfu/plate (TNTC), colony-forming unit (cfu)

*Randi Vuong*  
 LOC verified by: Randi Vuong  
 Date: 01/22/2021

*Josh Wurzer*  
 Approved by: Josh Wurzer, President  
 Date: 01/22/2021



## Cannabinoid Analysis

Tested by high-performance liquid chromatography with diode-array detection (HPLC-DAD).

Method: QSP 1157 - Analysis of Cannabinoids by HPLC-DAD

**TOTAL THC: Not Detected**

Total THC ( $\Delta 9$ THC+0.877\*THCa)

**TOTAL CBD: 10.544 mg/g**

Total CBD (CBD+0.877\*CBDA)

**TOTAL CANNABINOIDS: 10.544 mg/g**

Total Cannabinoids (Total THC) + (Total CBD) + (Total CBG) + (Total THCV) + (Total CBC) + (Total CBDV) +  $\Delta 8$ THC + CBL + CBN

**TOTAL CBG: ND**

Total CBG (CBG+0.877\*CBGa)

**TOTAL THCV: ND**

Total THCV (THCV+0.877\*THCVa)

**TOTAL CBC: ND**

Total CBC (CBC+0.877\*CBCa)

**TOTAL CBDV: <LOQ**

Total CBDV (CBDV+0.877\*CBDVa)

### CANNABINOID TEST RESULTS - 01/20/2021

COMPOUND	LOD/LOQ (mg/g)	MEASUREMENT UNCERTAINTY (mg/g)	RESULT (mg/g)	RESULT (%)
CBD	0.004 / 0.011	$\pm 0.5051$	10.544	1.0544
CBDV	0.002 / 0.012	N/A	<LOQ	<LOQ
$\Delta 9$ THC	0.002 / 0.014	N/A	ND	ND
$\Delta 8$ THC	0.01 / 0.02	N/A	ND	ND
THCa	0.001 / 0.005	N/A	ND	ND
THCV	0.002 / 0.012	N/A	ND	ND
THCVa	0.002 / 0.019	N/A	ND	ND
CBDA	0.001 / 0.026	N/A	ND	ND
CBDVa	0.001 / 0.018	N/A	ND	ND
CBG	0.002 / 0.006	N/A	ND	ND
CBGa	0.002 / 0.007	N/A	ND	ND
CBL	0.003 / 0.010	N/A	ND	ND
CBN	0.001 / 0.007	N/A	ND	ND
CBC	0.003 / 0.010	N/A	ND	ND
CBCa	0.001 / 0.015	N/A	ND	ND
<b>SUM OF CANNABINOIDS</b>			<b>10.544 mg/g</b>	<b>1.0544%</b>

**MOISTURE TEST RESULT**

Not Tested

**DENSITY TEST RESULT**

Not Tested

**VISCOSITY TEST RESULT**

Not Tested



 **Pesticide Analysis**

**CATEGORY 1 PESTICIDE TEST RESULTS - 01/21/2021** ✔ PASS

**CATEGORY 1 AND 2 PESTICIDES**

Pesticide and plant growth regulator analysis utilizing high-performance liquid chromatography-mass spectrometry (HPLC-MS) or gas chromatography-mass spectrometry (GC-MS). \*GC-MS utilized where indicated.

**Method:** QSP 1212 - Analysis of Pesticides and Mycotoxins by LC-MS or QSP 1213 - Analysis of Pesticides by GC-MS

COMPOUND	LOD/LOQ (µg/g)	ACTION LIMIT (µg/g)	MEASUREMENT UNCERTAINTY (µg/g)	RESULT (µg/g)	RESULT
Aldicarb				NT	
Carbofuran				NT	
Chlordane*				NT	
Chlorfenapyr*				NT	
<b>Chlorpyrifos</b>	0.02 / 0.06	≥ LOD	N/A	<b>ND</b>	<b>PASS</b>
Coumaphos				NT	
Daminozide				NT	
DDVP (Dichlorvos)				NT	
Dimethoate				NT	
Ethoprop(hos)				NT	
Etofenprox				NT	
Fenoxycarb				NT	
Fipronil				NT	
Imazalil				NT	
Methiocarb				NT	
Methyl parathion				NT	
Mevinphos				NT	
Paclobutrazol				NT	
Propoxur				NT	
Spiroxamine				NT	
Thiacloprid				NT	

**CATEGORY 2 PESTICIDE TEST RESULTS - 01/21/2021** ✔ PASS

<b>Abamectin</b>	0.03 / 0.10	0.3	N/A	<b>ND</b>	<b>PASS</b>
Acephate				NT	
Acequinocyl				NT	
Acetamiprid				NT	
<b>Azoxystrobin</b>	0.01 / 0.04	40	N/A	<b>ND</b>	<b>PASS</b>
<b>Bifenazate</b>	0.01 / 0.02	5	N/A	<b>ND</b>	<b>PASS</b>
<b>Bifenthrin</b>	0.01 / 0.02	0.5	N/A	<b>ND</b>	<b>PASS</b>
<b>Boscalid</b>	0.02 / 0.06	10	N/A	<b>ND</b>	<b>PASS</b>
Captan				NT	
Carbaryl				NT	
Chlorantraniliprole				NT	

Continued on next page



 **Pesticide Analysis** *Continued*

**CATEGORY 2 PESTICIDE TEST RESULTS - 01/21/2021** *continued* ✔ PASS

**CATEGORY 1 AND 2 PESTICIDES**

Pesticide and plant growth regulator analysis utilizing high-performance liquid chromatography-mass spectrometry (HPLC-MS) or gas chromatography-mass spectrometry (GC-MS). \*GC-MS utilized where indicated.

**Method:** QSP 1212 - Analysis of Pesticides and Mycotoxins by LC-MS or QSP 1213 - Analysis of Pesticides by GC-MS

COMPOUND	LOD/LOQ (µg/g)	ACTION LIMIT (µg/g)	MEASUREMENT UNCERTAINTY (µg/g)	RESULT (µg/g)	RESULT
Clofentezine				NT	
Cyfluthrin				NT	
Cypermethrin	0.1 / 0.3	1	N/A	ND	PASS
Diazinon				NT	
Dimethomorph				NT	
Etoxazole	0.010 / 0.028	1.5	N/A	ND	PASS
Fenhexamid				NT	
Fenpyroximate				NT	
Flonicamid				NT	
Fludioxonil				NT	
Hexythiazox	0.01 / 0.04	2	N/A	ND	PASS
Imidacloprid	0.01 / 0.04	3	N/A	ND	PASS
Kresoxim-methyl				NT	
Malathion	0.02 / 0.05	5	N/A	ND	PASS
Metalaxyl				NT	
Methomyl				NT	
Myclobutanil	0.03 / 0.1	9	N/A	ND	PASS
Naled				NT	
Oxamyl				NT	
Pentachloronitrobenzene*				NT	
Permethrin	0.03 / 0.09	20	N/A	ND	PASS
Phosmet				NT	
Piperonylbutoxide	0.003 / 0.009	8	N/A	ND	PASS
Prallethrin				NT	
Propiconazole	0.01 / 0.03	20	N/A	ND	PASS
Pyrethrins				NT	
Pyridaben				NT	
Spinetoram				NT	
Spinosad				NT	
Spiromesifen	0.02 / 0.05	12	N/A	ND	PASS
Spirotetramat				NT	
Tebuconazole	0.02 / 0.07	2	N/A	ND	PASS
Thiamethoxam				NT	
Trifloxystrobin	0.01 / 0.03	30	N/A	ND	PASS



 **Residual Solvents Analysis**

**CATEGORY 1 RESIDUAL SOLVENTS TEST RESULTS - 01/21/2021**  **PASS**

**CATEGORY 1 AND 2 RESIDUAL SOLVENTS**

Residual Solvent analysis utilizing gas chromatography-mass spectrometry (GC-MS).

**Method:** QSP 1204 - Analysis of Residual Solvents by GC-MS

COMPOUND	LOD/LOQ (µg/g)	ACTION LIMIT (µg/g)	MEASUREMENT UNCERTAINTY (µg/g)	RESULT (µg/g)	RESULT
1,2-Dichloroethane	0.05 / 0.1	1	N/A	ND	PASS
Benzene	0.03 / 0.09	1	N/A	ND	PASS
Chloroform	0.1 / 0.2	1	N/A	ND	PASS
Ethylene Oxide	0.3 / 0.8	1	N/A	ND	PASS
Methylene chloride	0.3 / 0.9	1	N/A	ND	PASS
Trichloroethylene	0.1 / 0.3	1	N/A	ND	PASS


**CATEGORY 2 RESIDUAL SOLVENTS TEST RESULTS - 01/21/2021**  **PASS**

Acetone	20 / 50	5000	N/A	ND	PASS
Acetonitrile	2 / 7	410	N/A	ND	PASS
Butane	10 / 50	5000	N/A	ND	PASS
Ethanol	20 / 50	5000	N/A	ND	PASS
Ethyl acetate	20 / 60	5000	N/A	ND	PASS
Ethyl ether	20 / 50	5000	N/A	ND	PASS
Heptane	20 / 60	5000	N/A	ND	PASS
Hexane	2 / 5	290	N/A	ND	PASS
Isopropyl Alcohol	10 / 40	5000	N/A	ND	PASS
Methanol	50 / 200	3000	N/A	ND	PASS
Pentane	20 / 50	5000	N/A	ND	PASS
Propane	10 / 20	5000	N/A	ND	PASS
Toluene	7 / 21	890	N/A	ND	PASS
Total Xylenes	50 / 160	2170	N/A	ND	PASS

 **Heavy Metals Analysis**

Heavy metal analysis utilizing inductively coupled plasma-mass spectrometry (ICP-MS).

**Method:** QSP 1160 - Analysis of Heavy Metals by ICP-MS

**HEAVY METALS TEST RESULTS - 01/20/2021**  **PASS**

COMPOUND	LOD/LOQ (µg/g)	ACTION LIMIT (µg/g)	MEASUREMENT UNCERTAINTY (µg/g)	RESULT (µg/g)	RESULT
Cadmium	0.02 / 0.05	0.5	N/A	ND	PASS
Lead	0.04 / 0.1	0.5	N/A	ND	PASS
Arsenic	0.02 / 0.1	1.5	N/A	ND	PASS
Mercury	0.002 / 0.01	3	N/A	ND	PASS



 **Microbial Impurities Analysis**  
 PCR AND PLATING

Analysis conducted by polymerase chain reaction (PCR) and fluorescence detection of microbial impurities.

**Method:** QSP 1221 - Analysis of Microbial Impurities

**MICROBIAL IMPURITIES TEST RESULTS (PCR)**

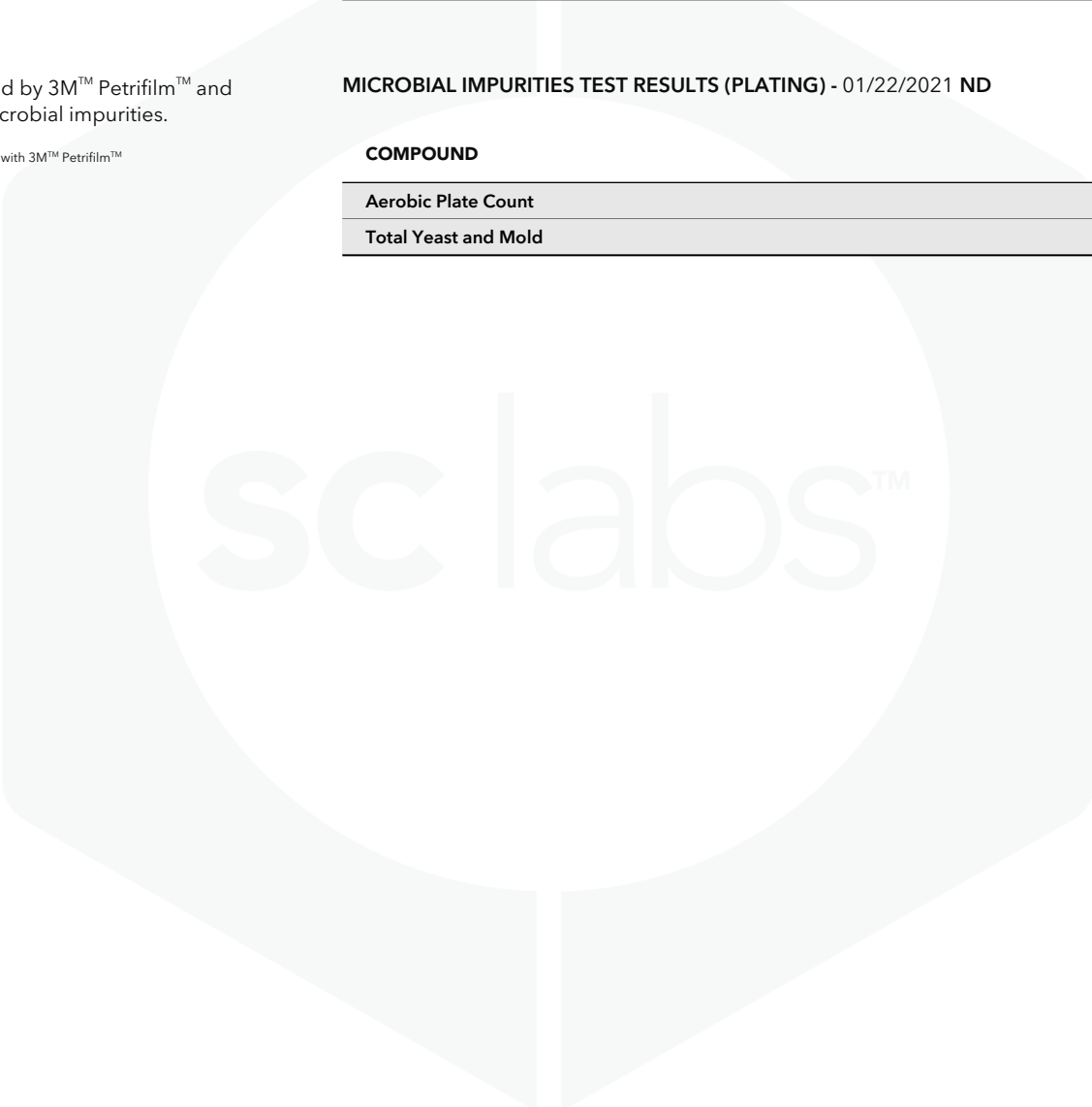
COMPOUND	ACTION LIMIT	RESULT	RESULT
Shiga toxin-producing <i>Escherichia coli</i>		NT	
<i>Salmonella</i> spp.		NT	
<i>Aspergillus fumigatus</i>		NT	
<i>Aspergillus flavus</i>		NT	
<i>Aspergillus niger</i>		NT	
<i>Aspergillus terreus</i>		NT	

Analysis conducted by 3M™ Petrifilm™ and plate counts of microbial impurities.

**Method:** QSP 6794 - Plating with 3M™ Petrifilm™

**MICROBIAL IMPURITIES TEST RESULTS (PLATING) - 01/22/2021 ND**

COMPOUND	RESULT (cfu/g)
Aerobic Plate Count	ND
Total Yeast and Mold	ND



CERTIFICATE OF ANALYSIS:  
**CRYSTALLINE CANNABIDIOL**



**Product Name**

CC - Crystalline Cannabidiol

**Batch Number**

190005AC

**Manufacture Date**

October 4, 2019

**Expiration Date**

October 2021

**Botanical Source**

Industrial hemp, grown and processed in Kentucky, USA in compliance with Section 7415 of the Farm Bill and applicable Kentucky State Law and State Department of Agriculture regulations.

**Product Description**

This product is hemp derived crystalline cannabidiol, isolated through CO<sub>2</sub> extraction and crystal precipitation.

**Qualitative Analysis**

OBSERVATION	METHOD	RESULT
Foreign Matter	Gross Visual	Absent
Color	Gross Visual	White to Pale Yellow
Molds & Mildews	Gross Visual	Absent
Smell	Olfactory	Odorless to Slight Terpenoid
Product Feel	Tactile	Fine Powder

**Quantitative Analysis**

**Cannabinoid Analysis\*\***

**RESULT: PASS**

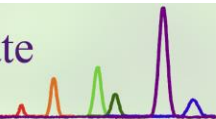
IDENTIFICATION	METHOD	RESULT
Cannabinoid	UPLC-PDA	%wt/wt
Cannabidiol (CBD)	UPLC-PDA	100.07%
Cannabidiol (CBD)	UPLC-PDA	100.07%
Cannabidiolic Acid (CBDA)	UPLC-PDA	N/D
Cannabinol (CBN)	UPLC-PDA	N/D
$\Delta$ -9-Tetrahydrocannabinol ( $\Delta$ -9-THC)	UPLC-PDA	N/D
Cannabichromene (CBC)	UPLC-PDA	N/D
Tetrahydrocannabinolic Acid (THCA)	UPLC-PDA	N/D
Cannabigerol Acid (CBGA)	UPLC-PDA	N/D
Cannabigerol (CBG)	UPLC-PDA	N/D
$\Delta$ -8-Tetrahydrocannabinol ( $\Delta$ -8-THC)	UPLC-PDA	N/D

\*\*Denotes third party analysis. Source data available upon request.

LOQ Limit of quantitation

N/D None detected above the limits of detection





Certificate ID: **67109**  
 Client Sample ID: **190005AC**  
 Lot Number: **190005AC**  
 Matrix: **Isolates - CBD**


Received: **10/7/19**

Scan QR Code for authenticity



GenCanna

Authorization: Jon Podgorni, Lead Research Chemist	Signature: <i>Jon Podgorni</i>	Date: 10/24/2019
---	-----------------------------------	---------------------



The data contained within this report was collected in accordance with the requirements of ISO/IEC17025:2017. I attest that the information contained within the report has been reviewed for accuracy and checked against the quality control requirements for each method. These results relate only to the test article listed in this report. Reports may not be reproduced except in their entirety.

**CN: Cannabinoid Profile & Potency [WI-10-17 & WI-10-17-01]**      Analyst: RAS      Test Date: 10/16/2019

The client sample was analyzed for plant-based cannabinoids by Liquid Chromatography (LC). Due to the unique precision and accuracy demands of assay testing for highly purified materials, samples were prepared in class-A volumetric glassware and quantitated against a single point calibration function. Five replicate injections of cannabidiol (CBD) certified reference standard are averaged to derive the calibration function and verify injection precision less than 2% RSD. For components other than CBD, the relative response factor of the identified component is used for quantitation. Relative response factors are calculated from certified reference standards. Relative percent difference (RPD) of the Laboratory Duplicate for this sample preparation batch was less than 2%. Assay values exceeding 100.00% are scientifically valid and result from the unavoidable accumulation of uncertainty at every stage of sampling and analysis.

**67109-CN**

ID	Weight %	Concentration (mg/g)			
D9-THC	ND	ND			
THCV	ND	ND			
CBD	100.07	1000.71			
CBDV	0.08	0.85			
CBG	ND	ND			
CBC	ND	ND			
CBN	ND	ND			
THCA	ND	ND			
CBDA	ND	ND			
CBGA	ND	ND			
D8-THC	ND	ND			
exo-THC	ND	ND			
Total	100.16	1001.56	0%	Cannabinoids (wt%)	100.1%
Max THC	ND	ND			
Max CBD	100.07	1000.71			

Limit of Quantitation (LOQ) = 0.05 wt%

Max THC (and Max CBD) are calculated values for total cannabinoids after heating, assuming complete decarboxylation of the acid to the neutral form. It is calculated based on the weight loss of the acid group during decarboxylation: Max THC = (0.877 x THCA) + THC. This calculation does not include other cannabinoid isomers (eg. D8-THC and exo-THC). ND = None detected above the limits of detection (LOD), which is half of LOQ.

**EA: Elemental Analysis [WI-10-13]**

Analyst: JFD

Test Date: 10/10/2019

This test method was performed in accordance with the requirements of ISO/IEC 17025. These results relate only to the test article listed in this report. Reports may not be reproduced except in their entirety.

**67109-EA**

Symbol	Metal	Conc. <sup>1</sup> (µg/kg)	RL (µg/kg)	Limits <sup>2</sup> (µg/kg)	Status
Al	Aluminum	323	50	-	
As	Arsenic	ND	50	200	PASS
Cd	Cadmium	ND	50	200	PASS
Ca	Calcium	3,188	500	-	
Cr	Chromium	ND	50	300	PASS
Co	Cobalt	ND	50	300	PASS
Cu	Copper	ND	50	3,000	PASS
Fe	Iron	755	50	-	
Pb	Lead	ND	50	500	PASS
Mg	Magnesium	8,933	50	-	
Mn	Manganese	ND	50	-	
Hg	Mercury	ND	50	100	PASS
Mo	Molybdenum	ND	50	1,000	PASS
Ni	Nickel	ND	50	500	PASS
P	Phosphorus	2,156	500	-	
K	Potassium	3,002	500	-	
Se	Selenium	ND	50	-	
Ag	Silver	ND	50	700	PASS
S	Sulfur	ND	500	-	
Sn	Tin	1,136	500	6,000	PASS
Zn	Zinc	ND	50	-	

1) ND = None detected to the Method Detection Limit (MDL)

2) USP recommended maximum daily limits for inhalational drug product.

**MB1: Microbiological Contaminants [WI-10-09]**

Analyst: MM

Test Date: 10/8/2019

This test method was performed in accordance with the requirements of ISO/IEC 17025. These results relate only to the test article listed in this report. Reports may not be reproduced except in their entirety.

**67109-MB1**

Symbol	Analysis	Results	Units	Limits*	Status
AC	Total Aerobic Bacterial Count	<100	CFU/g	100,000 CFU/g	PASS
CC	Total Coliform Bacterial Count	<100	CFU/g	1,000 CFU/g	PASS
EB	Total Bile Tolerant Gram Negative Count	<100	CFU/g	1,000 CFU/g	PASS
YM	Total Yeast & Mold	<100	CFU/g	10,000 CFU/g	PASS

Note: All recorded Microbiological tests are within the established limits.

**MB2: Pathogenic Bacterial Contaminants [WI-10-10]**

Analyst: LabAdmin

Test Date: 10/9/2019

This test method was performed in accordance with the requirements of ISO/IEC 17025. These results relate only to the test article listed in this report. Reports may not be reproduced except in their entirety.

**67109-MB2**

Test ID	Analysis	Results	Units	Limits*	Status
67109-ECPT	E. coli (O157)	Negative	NA	Non Detected	PASS
67109-SPT	Salmonella	Negative	NA	Non Detected	PASS

Note: All recorded pathogenic bacteria tests passed.

**MY: Mycotoxin Testing [WI-10-05]**

Analyst: AKR

Test Date: 10/10/2019

This test method was performed in accordance with the requirements of ISO/IEC 17025. These results relate only to the test article listed in this report. Reports may not be reproduced except in their entirety.

**67109-MY**

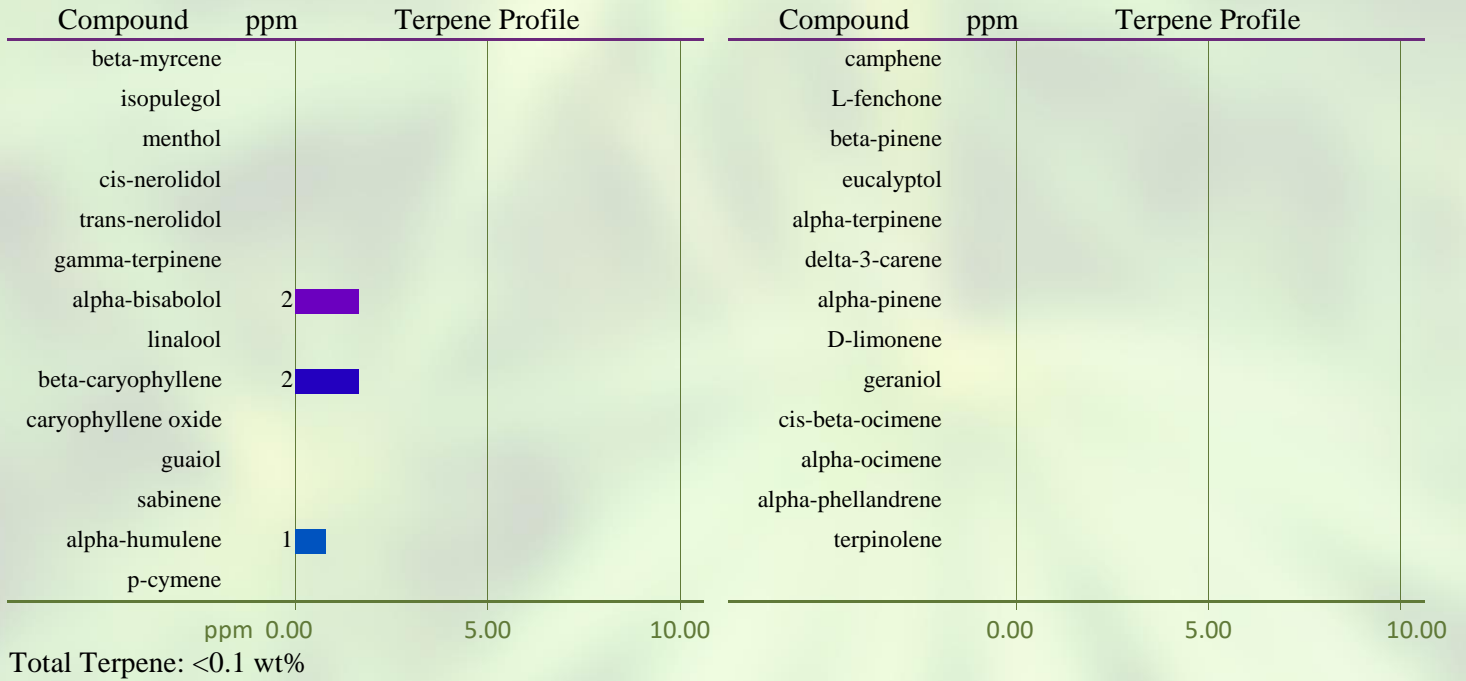
Test ID	Date	Results	MDL	Limits	Status*
Total Aflatoxin	10/10/2019	< MDL	2 ppb	< 20 ppb	PASS
Total Ochratoxin	10/10/2019	< MDL	3 ppb	< 20 ppb	PASS

**TP: Terpenes Profile [WI-10-27]**

Analyst: CMA

Test Date: 10/9/2019

The client sample was analyzed by Head-Space Gas Chromatography (HS-GC). The collected data was compared to data collected for certified reference standards at known concentrations. All values are semiquantitative estimates based on recorded peak areas relative to terpene calibration data.

**67109-TP**

**VC: Analysis of Volatile Organic Compounds [WI-10-28]**

Analyst: CMA

Test Date: 10/9/2019

The client sample was analyzed by Head-Space Gas Chromatography (HS-GC). The collected data was compared to data collected for certified reference standards at known concentrations.

**67109-VC**

Compound	CAS	Amount <sup>1</sup>	Limit <sup>2</sup>	RL	Status
Propane	74-98-6	ND	1,000 ppm	100	PASS
Isobutane	75-28-5	ND	1,000 ppm	100	PASS
Butane	106-97-8	ND	1,000 ppm	100	PASS
Methanol	67-56-1	ND	3,000 ppm	100	PASS
Pentane	109-66-0	ND	5,000 ppm	100	PASS
Ethanol	64-17-5	ND	5,000 ppm	100	*
Acetone	67-64-1	ND	5,000 ppm	100	PASS
Isopropanol	67-63-0	ND	5,000 ppm	100	PASS
Acetonitrile	75-05-8	ND	410 ppm	100	PASS
Hexane	110-54-3	ND	290 ppm	100	PASS
Heptane	142-82-5	ND	5,000 ppm	100	PASS

1) ND = Not detected at a level greater than the Reporting Limit (RL).

2) In ppm, based on USP recommended limits for residual solvents, adopted by the Massachusetts Department of Public Health for cannabis concentrates and extracts on 3/31/16. Butane/Propane limits are based on limits established for state of Colorado.

(\*) For ethanol, as many formulations contain flavorings based on ethanol extracts of natural products, no status has been assigned.

**END OF REPORT**





PACIFIC AGRICULTURAL LABORATORY

A MATRIX SCIENCES COMPANY

21830 S.W. Alexander Ln. • Sherwood, OR 97140 • Ph 503.626.7943 • pacaglab.com

GenCanna Global
4274 Colby Rd.
Winchester, KY 40391

Report Number: P193101
Report Date: October 21, 2019
Client Project ID:

Client Sample ID: 190005AC
PAL Sample ID: P193101-05

Sample Date: 10/04/2019
Received Date: 10/07/2019
Extraction Date: 10/14/2019

Certificate of Analysis

Table with 10 columns: Analysis Date, Analyte, Amount Detected, LOQ (mg/kg), Notes, Analysis Date, Analyte, Amount Detected, LOQ (mg/kg), Notes. Contains data for JASBC 69(3):121-126, 2011 (GC-MS/MS) with two columns of pesticide analysis results.

Handwritten signature of Rick Jordan



**GenCanna Global**  
4274 Colby Rd.  
Winchester, KY 40391

**Report Number:** P193101  
**Report Date:** October 21, 2019  
**Client Project ID:**

**Client Sample ID:** 190005AC  
**PAL Sample ID:** P193101-05

**Sample Date:** 10/04/2019  
**Received Date:** 10/07/2019  
**Extraction Date:** 10/14/2019

**Certificate of Analysis**  
**(Continued)**

Analysis Date	Analyte	Amount Detected	LOQ (mg/kg)	Notes	Analysis Date	Analyte	Amount Detected	LOQ (mg/kg)	Notes
<b>JASBC 69(3):121-126, 2011 (GC-MS/MS) (Continued)</b>									
10/14/2019	Trifluralin	ND	0.20						
<b>JASBC 69(3):121-126, 2011 (LC-MS/MS)</b>									
10/14/2019	3-Hydroxycarbofuran	ND	0.20		10/14/2019	Abamectin	ND	1.0	
10/14/2019	Acephate	ND	0.80		10/14/2019	Acequinocyl-Hydroxy	ND	1.0	
10/14/2019	Acetamiprid	ND	0.20		10/14/2019	Aldicarb	ND	0.20	
10/14/2019	Aldicarb Sulfone	ND	0.20		10/14/2019	Aldicarb Sulfoxide	ND	0.20	
10/14/2019	Ametoctradin	ND	0.20		10/14/2019	Atrazine	ND	0.20	
10/14/2019	Azinphos-methyl	ND	0.40		10/14/2019	Azoxystrobin	ND	0.20	
10/14/2019	Bendiocarb	ND	0.20		10/14/2019	Bensulide	ND	0.20	
10/14/2019	Bifenazate	ND	0.20		10/14/2019	Bifenthrin	ND	0.20	
10/14/2019	Boscalid	ND	0.20		10/14/2019	Bromacil	ND	0.20	
10/14/2019	Carbaryl	ND	0.20		10/14/2019	Carbendazim	ND	0.20	
10/14/2019	Carbofuran	ND	0.20		10/14/2019	Carfentrazone-ethyl	ND	0.20	
10/14/2019	Chlorantraniliprole	ND	0.20		10/14/2019	Clethodim	ND	0.40	
10/14/2019	Clofentezine	ND	0.20		10/14/2019	Clothianidin	ND	0.20	
10/14/2019	Cyanazine	ND	0.20		10/14/2019	Cyantraniliprole	ND	0.20	
10/14/2019	Cyazofamid	ND	0.20		10/14/2019	Cycloate	ND	0.40	
10/14/2019	Cyflufenamid	ND	0.20		10/14/2019	Cyflumetofen	ND	0.20	
10/14/2019	Cymoxanil	ND	0.20		10/14/2019	Daminozide	ND	1.0	
10/14/2019	DCPMU	ND	0.20		10/14/2019	Diazoxon	ND	0.20	
10/14/2019	Diflubenzuron	ND	0.20		10/14/2019	Dimethoate	ND	0.20	
10/14/2019	Dimethomorph	ND	0.20		10/14/2019	Dinotefuran	ND	0.20	
10/14/2019	Disulfoton sulfone	ND	0.20		10/14/2019	Diuron	ND	0.20	
10/14/2019	d-Phenothrin	ND	0.50		10/14/2019	Etofenprox	ND	0.20	
10/14/2019	Famphur	ND	0.20		10/14/2019	Fenamidone	ND	0.20	
10/14/2019	Fenamiphos sulfone	ND	0.20		10/14/2019	Fenamiphos sulfoxide	ND	0.20	
10/14/2019	Fenazaquin	ND	0.20		10/14/2019	Fenbuconazole	ND	0.20	
10/14/2019	Fenoxycarb	ND	0.20		10/14/2019	Fenpropathrin	ND	0.20	
10/14/2019	Fenpyroximate	ND	0.20		10/14/2019	Flonicamid	ND	1.0	
10/14/2019	Fluometuron	ND	0.20		10/14/2019	Fluopicolide	ND	0.20	
10/14/2019	Fluopyram	ND	0.20		10/14/2019	Fluoxastrobin	ND	0.20	
10/14/2019	Flupyradifurone	ND	0.20		10/14/2019	Fluridone	ND	0.20	
10/14/2019	Flutriafol	ND	0.20		10/14/2019	Fluvalinate	ND	0.20	
10/14/2019	Fluxapyroxad	ND	0.20		10/14/2019	Formetanate HCl	ND	0.20	
10/14/2019	Hexazinone	ND	0.20		10/14/2019	Hexythiazox	ND	0.20	
10/14/2019	Imazalil	ND	0.20		10/14/2019	Imidacloprid	ND	0.20	



**GenCanna Global**  
4274 Colby Rd.  
Winchester, KY 40391

**Report Number:** P193101  
**Report Date:** October 21, 2019  
**Client Project ID:**

**Client Sample ID:** 190005AC  
**PAL Sample ID:** P193101-05

**Sample Date:** 10/04/2019  
**Received Date:** 10/07/2019  
**Extraction Date:** 10/14/2019

**Certificate of Analysis**  
**(Continued)**

Analysis Date	Analyte	Amount Detected	LOQ (mg/kg)	Notes	Analysis Date	Analyte	Amount Detected	LOQ (mg/kg)	Notes
<b>JASBC 69(3):121-126, 2011 (LC-MS/MS) (Continued)</b>									
10/14/2019	Indaziflam	ND	0.20		10/14/2019	Indoxacarb	ND	0.20	
10/14/2019	Isoxaben	ND	0.20		10/14/2019	Linuron	ND	0.20	
10/14/2019	Malaoxon	ND	0.20		10/14/2019	Mandipropamid	ND	0.20	
10/14/2019	Metconazole	ND	0.20		10/14/2019	Methamidophos	ND	0.80	
10/14/2019	Methidathion	ND	0.20		10/14/2019	Methiocarb	ND	0.20	
10/14/2019	Methomyl	ND	0.20		10/14/2019	Methoxyfenozide	ND	0.20	
10/14/2019	Metrafenone	ND	0.20		10/14/2019	Mevinphos	ND	0.20	
10/14/2019	Norflurazon	ND	0.20		10/14/2019	Novaluron	ND	0.20	
10/14/2019	Omethoate	ND	0.20		10/14/2019	Oxadixyl	ND	1.0	
10/14/2019	Oxamyl	ND	0.20		10/14/2019	Oxydemeton-Methyl	ND	0.20	
10/14/2019	Penthiopyrad	ND	0.20		10/14/2019	Phorate Sulfone	ND	1.0	
10/14/2019	Phorate Sulfoxide	ND	0.20		10/14/2019	Phosalone	ND	0.20	
10/14/2019	Phosmet	ND	0.20		10/14/2019	Phosphamidon	ND	0.20	
10/14/2019	Piperonyl Butoxide	ND	1.0		10/14/2019	Pirimiphos-methyl	ND	0.20	
10/14/2019	Prallethrin	ND	0.20		10/14/2019	Prometon	ND	0.20	
10/14/2019	Prometryn	ND	0.20		10/14/2019	Propamocarb	ND	0.20	
10/14/2019	Propargite	ND	0.20		10/14/2019	Propiconazole	ND	0.40	
10/14/2019	Propoxur	ND	0.20		10/14/2019	Pymetrozine	ND	0.20	
10/14/2019	Pyraclostrobin	ND	0.20		10/14/2019	Pyraflufen-ethyl	ND	0.20	
10/14/2019	Pyrethrin	ND	1.0		10/14/2019	Pyridaben	ND	0.20	
10/14/2019	Pyrimethanil	ND	0.20		10/14/2019	Rotenone	ND	0.20	
10/14/2019	Sethoxydim	ND	0.40		10/14/2019	Siduron	ND	0.20	
10/14/2019	Simazine	ND	0.20		10/14/2019	Simetryn	ND	0.20	
10/14/2019	Spinetoram	ND	0.20		10/14/2019	Spinosad	ND	0.20	
10/14/2019	Spiromesifen	ND	0.40		10/14/2019	Spirotetramat	ND	0.20	
10/14/2019	Spiroxamine	ND	0.20		10/14/2019	Sulfoxaflor	ND	0.20	
10/14/2019	Tebuconazole	ND	0.20		10/14/2019	Tebufenozide	ND	0.20	
10/14/2019	Tebuthiuron	ND	0.20		10/14/2019	Terbuthylazine	ND	0.20	
10/14/2019	Thiabendazole	ND	0.20		10/14/2019	Thiacloprid	ND	0.20	
10/14/2019	Thiamethoxam	ND	0.20		10/14/2019	Thiobencarb	ND	0.20	
10/14/2019	Thiodicarb	ND	0.20		10/14/2019	Tolfenpyrad	ND	0.20	
10/14/2019	Triadimefon	ND	0.20		10/14/2019	Triadimenol	ND	0.40	
10/14/2019	Trifloxystrobin	ND	0.20		10/14/2019	Triflumizole	ND	0.20	





**GenCanna Global**  
4274 Colby Rd.  
Winchester, KY 40391

**Report Number:** P193101  
**Report Date:** October 21, 2019  
**Client Project ID:**

**Client Sample ID:** 190005AC  
**PAL Sample ID:** P193101-05

**Sample Date:** 10/04/2019  
**Received Date:** 10/07/2019  
**Extraction Date:** 10/14/2019

**Notes and Definitions**

<u>Notes</u>	<u>Definition</u>
LOQ	Limit of Quantitation
ND	Not Detected
*	Not included under current scope of accreditation

The results contained in this report relate only to the items tested.  
The results reflect the condition of the samples as received by PAL.  
Samples will be stored for a minimum of 60 days after the final report is issued, as described in our Quality Manual.  
Reports should not be reproduced, except in full, without written approval from PAL.  
PAL is accredited to ISO/IEC 17025:2017 Standard, by PJLA, Accreditation #64422, Testing.