

Personal Protection Equipment Medical Face Masks

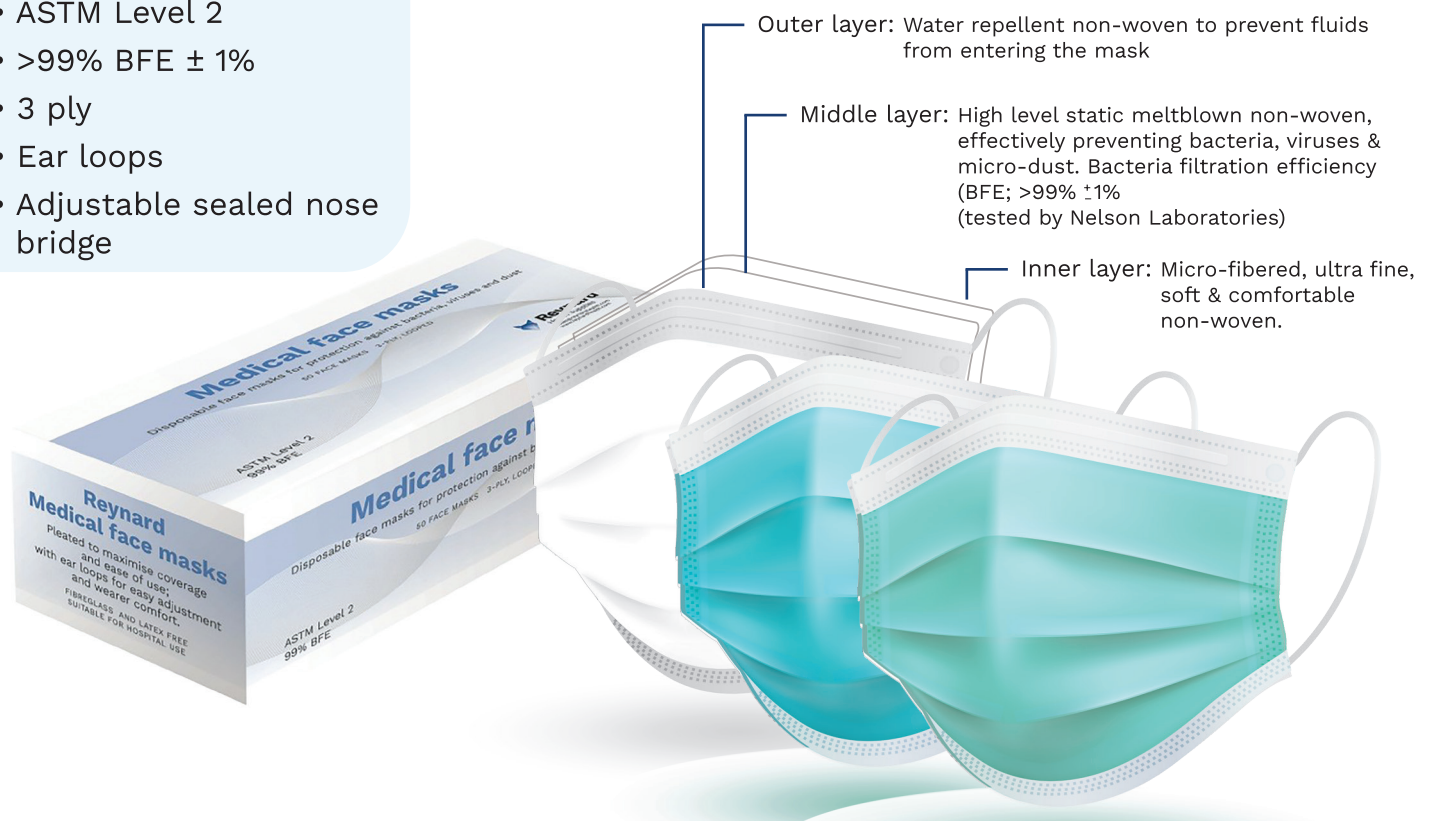
Disposable medical face masks

ASTM Level 2 masks for moderate protection against splashes, sprays of blood & bodily fluids, as well as bacteria & viruses.

Specifications

- ASTM Level 2
- >99% BFE \pm 1%
- 3 ply
- Ear loops
- Adjustable sealed nose bridge

3 layer filtration system



CODE	SIZE	COLOUR	UOM
RHS 919	Universal 17.5cm x 9.5cm	White	50 masks per inner box 40 inner boxes per carton
RHS 919B	Universal 17.5cm x 9.5cm	Blue	50 masks per inner box 40 inner boxes per carton
RHS 919G	Universal 17.5cm x 9.5cm	Green	50 masks per inner box 40 inner boxes per carton

Reynard is reassurance.



Reynard
Health Supplies

New Zealand

PO Box 8470
Havelock North
Sales@reynardhealth.com
0508 494 737

Australia

44 Hampden Road
Artarmon, NSW, 2064
enquiries@reynardhealth.com.au
1300 667 199

UK

White Horse Business Park,
Standford in the Vale SN7 8NY
www.reynardhealth.co.uk
uk@reynardhealth.com
+44 (0)845 263 7335

SYNERGY MEDICAL SUPPLY
BRINGING QUALITY AND SERVICE, WE CARE!

Tel:(852) 2892 0033 Fax:(852) 2892 1433
E-mail: admin@synemed.info

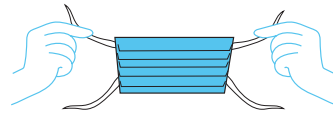
How to fit and remove a disposable face mask

Fitting mask:

Step 1: Clean your hands with soap and water or hand sanitiser.



Step 2: Hold your mask by the ear loops or ties. Check the pleats to ensure that the folds on the outside of the mask point downwards.



Step 3: Place securely behind your ears (for the loops) or tie securely behind your head for the ties.



Step 4: Once the mask is in place, use your index finger and thumb to pinch the bendable top edge of the mask around the bridge of your nose.

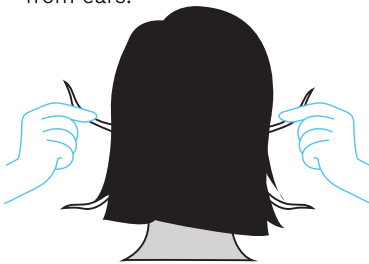


Step 5: Pull the bottom of the mask over your chin.



Removing and disposing of mask:

Step 6: With clean hands, from the back of the head undo ties or remove loops from ears.



Step 7: Do not touch the front of the mask, eyes, nose and mouth when removing your mask.



Step 8: Discard in appropriate waste receptacle.



Step 9: Clean your hands with soap and water or hand sanitiser.



Reynard is reassurance.



Reynard
Health Supplies

Australia

44 Hampden Road
Artarmon, NSW, 2064
enquiries@reynardhealth.com.au
1300 667 199

New Zealand

PO Box 8470
Havelock North
Sales@reynardhealth.com
0508 494 737

UK

13 White Horse Business Park,
Stanford in the vale SN7 8NY
uk@reynardhealth.com
+44 (0)845 263 7335

International

PO Box 8470
Havelock North
Sales@reynardhealth.com
+64 (0)6 650 0709