



Turner

Bookcase - Libreria
Design - Gianfranco Frattini



E' la riedizione della sua storica libreria girevole Modello 823. Un oggetto inusuale, che spicca per originalità e innovazione. Ispirata alle classiche librerie inglesi da centro stanza, destinate ai "libri del cuore" da tenere sempre a portata di mano, la libreria Turner è tuttavia all'avanguardia nella concezione costruttiva del mobile.

CARATTERISTICHE TECNICHE

La struttura portante girevole a tre livelli si sviluppa verticalmente come un edificio, e ad ogni piano è dotata di scanalature che fungono da binari e che permettono di aggiungere o togliere una serie di pannelli divisorii, creando a piacere diverse combinazioni in un gioco sempre nuovo di pieni e di vuoti.

Struttura portante interna. Realizzata in metallo e racchiusa in una colonna centrale realizzata con pannelli in multistrato di betulla impiallacciati in noce Canaletto.

Top. In multistrato di betulla rivestito da un doppio strato di noce Canaletto rifinito nella parte inferiore a controbilanciare. È sormontato da un piano girevole di forma circolare realizzato in MDF poi rivestito in pelle o cuoio.

Rivestimento piano girevole.

- ColorSphere® (SC)
- Saddle Executive

Piani di appoggio intermedi. In multistrato di betulla ed inserti in massello di noce Canaletto. La finitura è realizzata con una doppia impiallacciatura in noce Canaletto rifinito nella parte inferiore a controbilanciare. Sono dotati di scanalature che fungono da binario per il posizionamento dei pannelli divisorii.

Pannelli divisorii. In multistrato di betulla con impiallacciatura in noce Canaletto e bordi in massello.

Dotazione di serie. La libreria è corredata di 21 pannelli divisorii liberamente posizionabili, 7 per ogni livello.

Basamento. In metallo di forma circolare realizzato in acciaio verniciato nero.

This is the reissue of his historic Modello 823 swivel bookcase. An unusual object that stands out for its originality and innovativeness. Inspired by the classic English freestanding bookcases, perfect for keeping your most treasured books close by at all times, the Turner bookcase is nonetheless cutting-edge in terms of its construction concept.

TECHNICAL FEATURES

The 3-level swivel supporting structure rises vertically like a building, each floor furnished with grooves that act as rails and enable you to add or remove a series of dividing panels to create different combinations as you desire in an ever-changing game of solids and voids.

Supporting structure. Made of metal and enclosed in a central column made with birch plywood panels with Canaletto walnut veneer.

Top. In birch plywood covered with a double layer of Canaletto walnut refined in the lower part to act as a counterbalance. Crowned with a circular rotating surface made from MDF and covered in leather or saddle-leather.

Swivel top cover.

- ColorSphere® (SC)
- Saddle Executive

Intermediate shelves. Birch plywood with solid Canaletto walnut inserts. The finish consists of a double Canaletto walnut veneer refined in the lower part to act as a counterbalance. Furnished with grooves which act as rails for housing the dividing panels.

Dividing panels. In birch plywood with Canaletto walnut veneer and solid wood edges.

Standard accessories. The bookcase comes with 21 dividing panels that can be positioned as desired, 7 for each level.

Base. Circular black painted steel.

Meccanismo di rotazione. Realizzato con due cuscinetti autolubrificanti che consentono la rotazione autonoma del basamento con i piani libreria e del piano girevole.

Dettagli estetici. La libreria è arricchita dal logo Poltrona Frau inciso al laser al centro della colonna superiore.

Portata massima. Non oltre i 30 Kg per ogni singolo ripiano. Il piano superiore girevole ha portata massima 5 kg.

ACCESSORI E OPTIONAL

Kit pannelli divisorii. Composto da 3 pannelli divisorii.

Swivel mechanism. Consists of two self-lubricating bushings which allow the independent rotation of the base with the bookcase shelves and the swivel top.

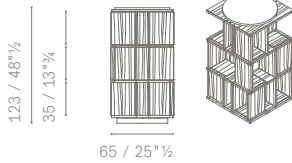
Aesthetic details. The bookcase is enriched with the Poltrona Frau logo, laser engraved at the centre of the upper column.

Maximum load. The weight must not exceed 30kg for each shelf. The swivel upper top has a maximum load of 5 kg.

ACCESSORIES AND OPTIONAL EXTRAS

Dividing panel kit. Consists of 3 dividing panels.

5651786




5651430




Upholstery | Pelle Frau® leather:

Rivestimento | In Pelle Frau®:


Pelle Frau® Colorsphere




SC 92 Garnet
SC 92 Granato



SC 93 Paperback
SC 93 Brossura




SC 187 Wild
SC 187 Selva




SC 248 Iris
SC 248 Iris




SC 255 Pretty Woman
SC 255 Belladonna



SC 42 Make-Up
SC 42 Maquillage




SC 44 Hazelnut
SC 44 Noisette




SC 56 Cowhide
SC 56 Vachette




SC 128 Red Carmine
SC 128 Carminio Rosso




SC 23 Dove
SC 23 Tortora




SC 51 Cream
SC 51 Panna



SC 56 Siena
SC 56 Siena




SC 01 Ivory
SC 01 Avorio



SC 67 Cloves
SC 67 Chiodi di Garofano



SC 99 Carob
SC 99 Carrubo



SC 06 Calicot
SC 06 Calicot




SC 120 Calypso
SC 120 Calypso




SC 250 Vermillion
SC 250 Vermillion



SC 274 Fresh Blue
SC 274 Fresco Blue




SC 133 Straw
SC 133 Paglierino



SC 136 Ginger Bread
SC 133 Pan Di Zenzero



SC 140 Mimosa
SC 140 Mimosa




SC 146 Roof Pesto
SC 146 Coccio Pesto




SC 10 Anthracite
SC 10 Antracite




SC 148 Lacquer
SC 148 Lacca



SC 173 Glaucus
SC 173 Glauco



SC 175 Bengali Green
SC 175 Verde Bengali



SC 176 Dock
SC 176 Darsena



SC 177 Silt
SC 177 Limo



SC 178 Alps
SC 178 Alpi




SC 179 Heath
SC 179 Brughiera




SC 209 Cypress
SC 209 Cipresso




SC 256 Ume
SC 256 Ume




SC 278 Atlantic Blue
SC 278 Blu Atlantico




SC 20 Ink
SC 20 Inchiostro




SC 31 Smoky Quartz
SC 31 Quarzo Fume



SC 33 Travertine
SC 33 Travertino



SC 26 Mouse
SC 26 Topo




SC 52 Buck
SC 52 Daino



SC 66 India
SC 66 India




SC 74 Hazelnut
SC 74 Nocciola




SC 05 Stucco
SC 05 Stucco




SC 188 Vidrian
SC 188 Vidriana




SC 254 Steel Blue
SC 254 Blu Acciaio




SC 258 Mist
SC 258 Nebbia




SC 233 Bardiglio
SC 233 Bardiglio




SC 279 Alchemy
SC 279 Alchimia




SC 34 Fallow
SC 34 Maggese




SC 46 Biscuit
SC 46 Biscotto




SC 0 Polar
SC 0 Polare



SC 127 Siam
SC 127 Siam



SC 28 Seppia
SC 28 Seppia



SC 96 Brick
SC 96 Mattone




SC 80 Bruno L'avana
SC 80 Bruno Havana




SC 48 Tonka
SC 48 Tonka




SC 55 Caramel Hair
SC 55 Capelli Caramello




SC 53 Crete
SC 53 Creta




SC 59 Pecan Nut
SC 59 Noce di Pecan




SC 04 White Milk
SC 04 Latte Bianco




SC 21 Asbestos
SC 21 Amianto




SC 29 Slate
SC 29 Ardesia




SC 57 Peat
SC 57 Torba




SC 100 Fondant
SC 100 Fondant




SC 132 Eggshell
SC 132 Guscio D'uovo




SC 19 Georgette
SC 19 Georgetta



SC 22 Chiffon
SC 22 Chiffon



SC 276 Mineral Blue
SC 276 Blu Minerale




SC 69 Brown Iroko
SC 69 Iroko Marrone




SC 280 Abyss
SC 280 Abisso




SC 32 Kaolin
SC 32 Caolino



SC 40 Cachmire
SC 40 Cachemire



SC 68 Sahara Brown
SC 68 Sahara Marrone



SC 180 Celadon
SC 180 Celadon

Saddle Executive



Havana
Havana



Ink
Inchiostro



Bourbon
Bourbon