

SOLTAIRE ENDFOLD HENDERSON

Folding 45kg 75kg Wood Metal Interior Exterior

For metal or wooden end folding doors weighing up to 45kg and 75kg

Overview

Catering for folding doors weighing up to 45kg or 75kg, Soltaire Endfold is the ideal solution for partition doors in residential or commercial applications. Manufactured from 316 marine grade stainless steel, the system is extremely durable and hard wearing, utilising components from our popular Securefold and Soltaire products.

The folding unit is pivoted in the track and off the floor - allowing adjustment on all doors. Doors can fold to one or both sides of the opening as well as being able to cater for multiple combinations to cover any width of opening. End folding units of up to eight doors can be pivoted to provide each side of the opening. A pivoted unit with an odd number of doors can provide a hinged access door, end folding units consist of four, six or eight doors.

Features and Benefits

- Manufactured from 316 marine grade stainless steel making the system extremely durable and hard wearing
- Listed as a commercial grade system, ideal for heavy usage areas
- Ideal for partition doors in conference rooms, educational buildings, leisure buildings and offices as well as external shutter systems
- Utilises proven technology from our popular Soltaire and Securefold systems
- Can cater for doors weighing up to a maximum of 45kg or 75kg, making the system extremely flexible in the types of applications it can cater for



Kit Pack and Door Specification

Kit Short Code	Door Configuration	Max. Door Width	Max. Door Height	Door Thickness Range	Max. Door Weight
SEF145	2 Door Base Kit	900mm	3000mm	35 - 44mm	45kg
SEF245	2 Door Add-On Kit	900mm	3000mm	35 - 44mm	45kg
SEF175	2 Door Base Kit	900mm	3300mm	35 - 44mm	75kg
SEF275	2 Door Add-On Kit	900mm	3300mm	35 - 44mm	75kg
SF5S	1 Door Add-On Kit	900mm	3300mm	35 - 44mm	45kg/75kg
SEFP	Swing Door	900mm	3300mm	35 - 44mm	45kg/75kg

Track and Channel Specification - must be purchased in addition to kit

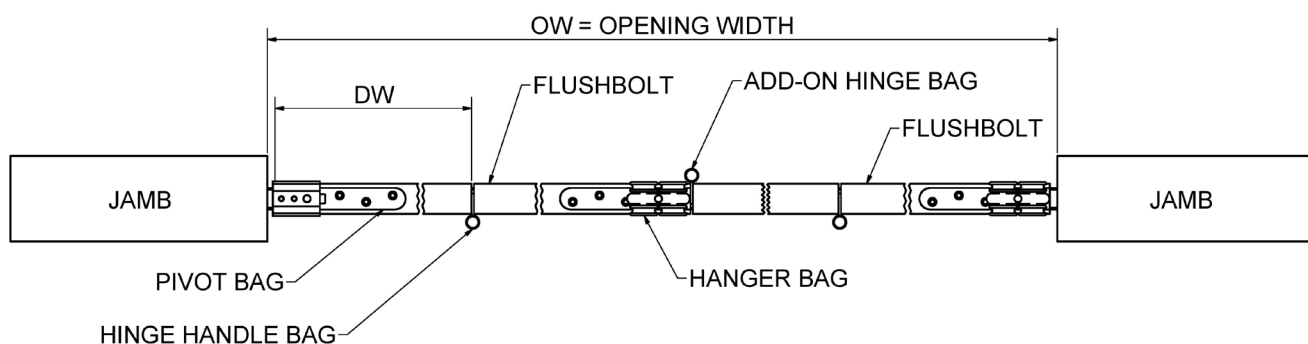
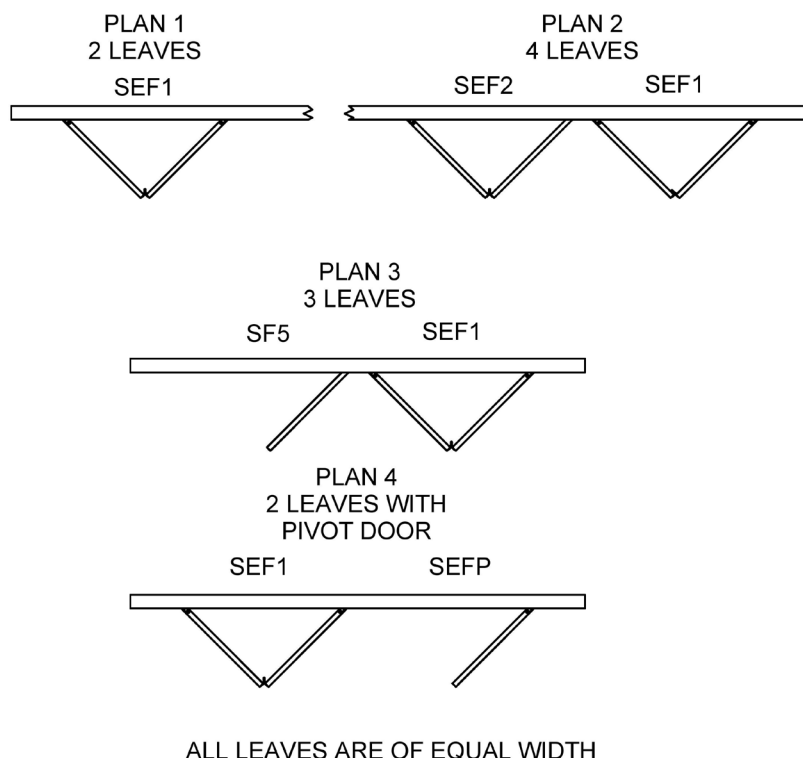
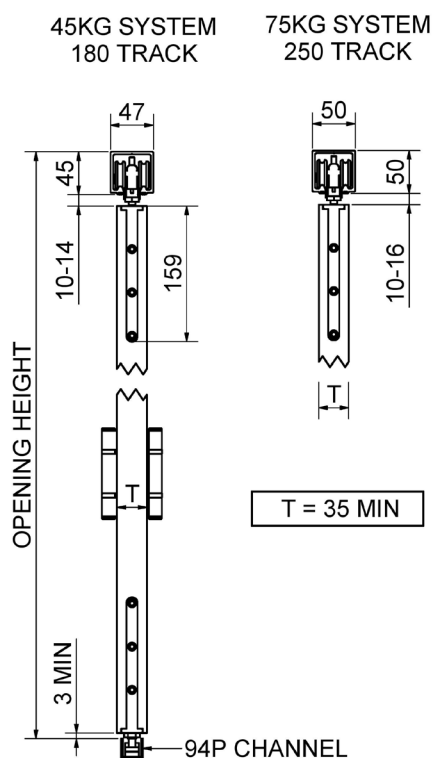
45kg System Short Code	75kg System Short Code	Description
180/****	250/****	Anodised aluminium track in 3000, 4000, 5000 and 6000mm lengths
94P/****	94P/****	Polypropylene channel (black) in 3000, 4000, 5000 and 6000mm lengths
94SC/****	94SC/****	Support channel for polypropylene channel in 3000, 4000, 5000 and 6000mm lengths

Kit Contents

Product	Description
SEF145 and SEF175	Pivot Set (x1)
	Hinge Handle Set (x1)
	End Hanger and Guide Set (x1)
	110mm Flush Bolt (FB110S) (x1)
SEF245 and SEF275	Midset Hinge Set (x1)
	Hinge Handle Set (x1)
	End Hanger and Guide Set (x1)
	110mm Flush Bolt (FB110S) (x1)
SF5S	Midset Hinge Set (x1)
SEFP	Pivot Set (x1)

Accessories

Oval Flush Pull	Available in a satin or black finish	144S or 144B	
Rectangle Flush Pull	Available in a satin or stainless steel finish	400SA or 400SS	



Door Width Calculations	
Number of Full Doors	Door Width
2	$(OW - 20)/2$
4	$(OW - 26)/4$
6	$(OW - 32)/6$
8	$(OW - 38)/8$
10+	$(OW - X)/N$

Key	
DW	Door Width
OW	Opening Width
N	Number of Full Doors
X	$(3 \times N) + 14$

For further information, please contact us on:

UK Sales

T: +44 (0) 191 377 7345
 E: sales@pchenderson.com
 W: www.pchenderson.com

Export Sales

T: +44 (0) 191 377 7346
 E: international@pchenderson.com
 W: export.pchenderson.com