

Actilink

communication and connectivity all in one



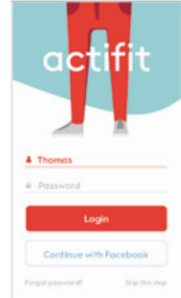


Pair the devices


1. Download and open the Actifit app



2. Register yourself



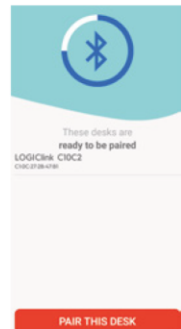
3. Follow the Wizard until the Bluetooth connection section



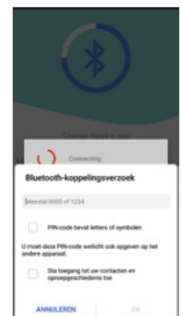
4. Double click the black button on the back side of the ActiLink hand-switch



5. The Device shows up on your App



6. Pair with the device and enter the pairing code "000000"



Actifit is now ready to use!

How
to:

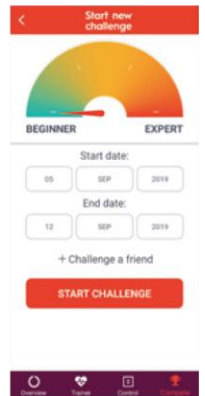
Start a challenge

As an extra motivation to stand more often during your work day, you can start a challenge with your colleagues.

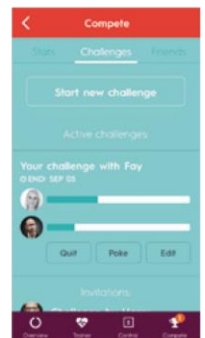
1. First go to “Compete” and then go to “Create challenge”



2. Set your goals, set the date you want to start, set the date you want to end and challenge a friend or colleague.



2. Compare and see who's better in achieving the goal.



2. Get rewarded for the challenges you've won.

