

# No-Touch TOOL

FOR SAFELY  
MANEUVERING GRATING



HandSafetyTools.com



Enables secure  
control by locking  
onto grating



Improves  
ergonomics



Removes risk  
of hand injuries



HAND SAFETY TOOL



SLIDING FAST-ACTION FRICTION-LOCK MECHANISM SECURES TOOL TO GRATING

MULTIPLE TIP OPTIONS TO ACCOMMODATE VARIOUS GRATING SIZES

CUSTOMIZATION AVAILABLE UPON REQUEST

ENABLES SOLO OR TEAM LIFTING AND CARRYING UP TO 50 LBS. PER TOOL

The GrateIt® No-Touch Hand Safety Tool helps users avoid injuries when lifting, carrying, or moving grating. It also improves ergonomics by reducing the need for users to bend and overreach. Serving as an extension of the user's body, the tool locks onto the grating for secure and controlled maneuvering.

Visit our website for complete tool information.

MADE IN THE U.S.A.



HandSafetyTools.com



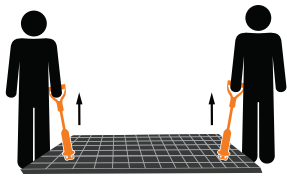
800.674.9224

# The Proper TO KEEP YOUR HANDS OFF IT™

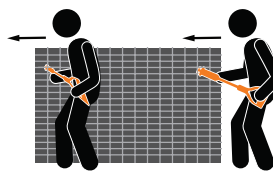
## WHEN USING A GRATEIT®

The GrateIt® No-Touch Hand Safety Tool helps users avoid injuries when lifting, carrying, or moving grating. It also improves ergonomics by reducing the need for users to bend and overreach. Serving as an extension of the user's body, the tool locks onto the grating for secure and controlled maneuvering.

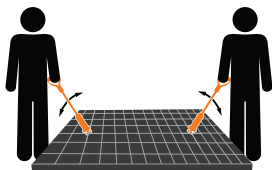
### USE THE GRATEIT HAND SAFETY TOOL TO:



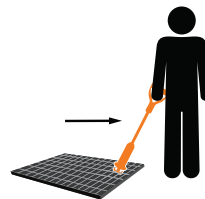
Solo or team lift a piece of grating up to 50 lbs



Solo or team carry a piece of grating up to 50 lbs



Solo or team raise/lower a piece of grating up to 50 lbs per tool




Solo or team drag/move a piece of grating up to 50lbs

## How to Use



**Step 1:** Slide the trigger housing away from tip. Make sure there is enough space to clear the grating.




**Step 2:** Insert tip through two grating bars.



**Step 3:** Turn the tip 90 degrees and ensure two bearing bars are on the inside of the tines of the tip.



**Step 4:** Slide the trigger housing down utilizing either your hand or foot until it is secure against the grating.



**Step 5:** Once the tool is secure against the grating, you may lift, lower, raise, carry or drag it up to 50lbs per tool.



**Step 6:** To release the tool from the grating, press the trigger and slide the trigger housing away from the grating. Twist the tip and remove the tool from the grating bars.



MADE IN THE U.S.A.




800.674.9224

## PROPER HAND PLACEMENT

When performing a horizontal lift/carry hold here:



When performing a vertical lift/carry hold here:



## ✓ DO'S



Always wear proper personal protective equipment as the job requires



Inspect end bolt tightness before each use

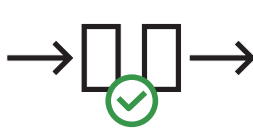
Inspect the tool before each use



Use proper hand placement when operating tool



Stand with both feet firmly planted on the ground

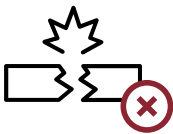


Use only for manual lifting / lowering / raising / carrying / dragging grating up to 50 lbs per tool

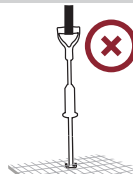


Clean tool after each use and store in clean, dry environment

## ✗ DONT'S



Do not use the tool if damaged



Do NOT attach a mechanical lifting device to the tool



Do not use tool while tired or under the influence of drugs, alcohol, or medication



Do not overreach

# Tech SPECS

**GrateIt<sup>®</sup>**  
HAND SAFETY TOOL

## TIP DESIGN



- Made from strong, corrosion resistant 304 stainless steel
- Multiple tip options to accommodate various grating sizes
- Bolted on tip design enables easy switch out of various tip options
- Custom tips available upon request

## HANDLE FEATURES



- Shaft made of strong, corrosion resistant 304 stainless steel
- Ergonomic D Handle for comfortable lifting and carrying



## LOCKING MECHANISM



- Sliding fast-action friction-lock mechanism secures tool to grating
- Captures grating between the tip and 3" aluminum wear plate
- Grating will not disengage from the tool until released by the user
- Trigger on tool allows for easy release

PART NUMBER	DESCRIPTION	SAFE WORKING LOAD	PART WEIGHT	PART DIMENSION
GRATEIT-SS-01	Gratelt Grating Lift and Carry Hand Safety Tool, Stainless Steel, For Use with Standard Sized Rectangular Grating	50 lbs Max Per Tool	4.8 lbs	31" x 5.25" x 3"
GRATEIT-SS-02	Gratelt Grating Lift and Carry Hand Safety Tool, Stainless Steel, For Use with 1" Square Grating	50 lbs Max Per Tool	4.6 lbs	31" x 5.25" x 3"
GTK-SS-01	Gratelt Tip Kit (Includes SS Tip, Bolt and Washer) - Replacement Tip for GRATEIT-SS-01	n/a	0.2 lbs (kit)	2" x 0.75" x 0.75" (tip only)
GTK-SS-02	Gratelt Tip Kit (Includes SS Tip, Bolt and Washer) - Replacement Tip for GRATEIT-SS-02	n/a	0.1 lbs (kit)	1.125" x 0.75" x 0.625" (tip only)

Distributed By:



4620 S. Sam Houston Pkwy. W. Ste. 410, Houston, TX 77053  
800-943-2324  
115 N 3rd Street Kenedy, TX 78119  
830-583-0515  
lhhsafety.com



MADE IN THE U.S.A.



800.674.9224

HandSafetyTools.com