

MID XRX/R Reverse Instructions

A. The reverse gear lever operation instructions.

a. Push forward the gear to "D" position, then go forward, pull back gear to "R" position, then move backward. (See Fig.1)

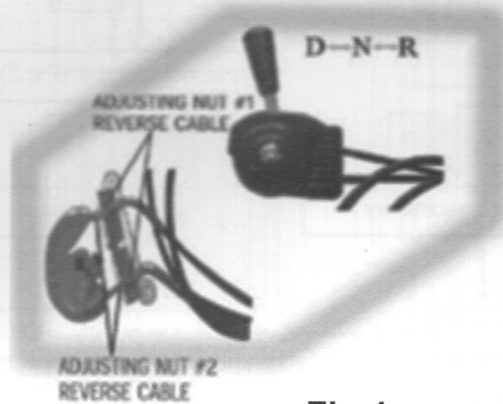


Fig.1

B. How to adjust the chain tension and the gearbox disassembly, installation and maintenance.

a. Adjustment nut : turn upward will be chain loose, tight conversely . (See Fig.2)

b. First step to remove the turning gear (shift plate) and the turning gear bracket . (See Fig.3)

C. The second step to remove rear clutch, the chain adjuster bolt, reverse bracket I and reverse bracket II bolt, remove the chain then can take out the reverse. (See Fig.4)




Fig.2

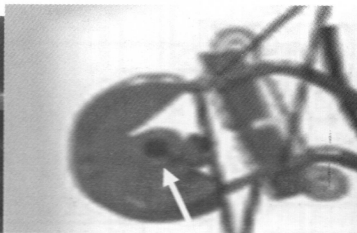


Fig.3




Fig.4

d. Gear box venthole keep gas free (See Fig.5)

e. Dismantle the bolts off gear oil (See Fig.6)

f. Change gear oil step: add 250 ml gear oil and then tighten bolts . (See Fig.7)




Fig.5




Fig.6




Fig.7