


# DEVANNING ASSEMBLY



1、Disassembled packaging belt




2、Take out carton



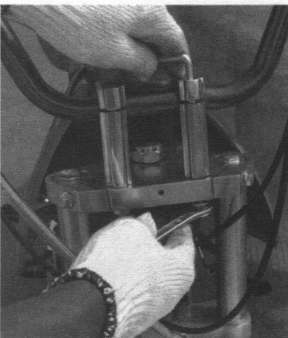
3、Pick parts out



4、Up connect board



5、Down connect board



6、Install handlebar

# DEVANNING ASSEMBLY




7、Loosen front shock absorber fixer




8、Install front wheel




9、Install front fander



10、Install rear shock



11、Cut off fixed wire



12、Finished installation