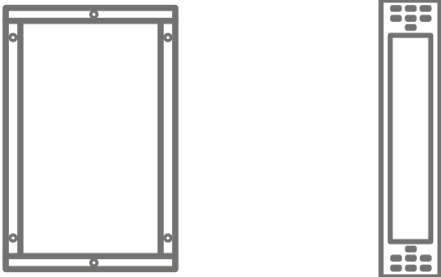
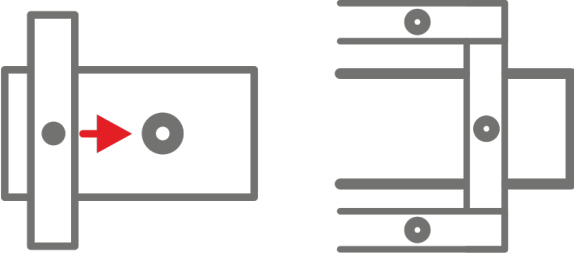


Full Spectrum Heater Installation Guide for Diamond, SunRise and Rustic Models.

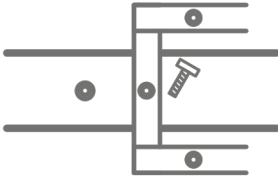
Step 1.
Locate the wooden bracket and full spectrum heater.



Step 2.
Align the holes from the wooden bracket to the holes on the back of the full spectrum heater.



Step 3.
Screw on the bolt.



Step 4.
Place 2 full spectrum heaters on the front wall besides the door.

